

City School District 8 Bronx

Hunts Point, Longwood



Explore Student Homelessness by School in Your Neighborhood



bit.ly//

MapNYCHomelessStudents

Key Findings

Over 4,300 homeless students attended school in District 8 in SY 2015–16, including 1,800 students living in shelter. This was the fourth-largest number of sheltered students of any City school district.

Chronic absenteeism rates in the district have remained fairly flat over the previous six school years for students living both doubled up and in shelter, while housed students saw twice the improvement. (3-point, 3-point, and 7-point improvement)

1 out of 5

Elementary Students Experienced Homelessness by 5th Grade

1 out of 5

Pre-K–12 Students Experienced Homelessness in the Last Six Years

Family Shelters

Including hotels and cluster sites

702

Shelter Units

23

Family Facilities

Rank

By Highest Percent of Students Homeless

5

Out of Six City School Districts in the Bronx

10

Out of 32 Districts in New York City

Educational Outcomes of Homeless Students

	SD8	NYC
Mid-Year Transfer Rate	25%	22%
Chronic Absenteeism Rate	42%	34%
Math Proficiency 3–8 Grade	12%	19%
ELA Proficiency 3–8 Grade	16%	21%
Received IEP Late	63%	54%
English Language Learner	20%	24%
Suspension Rate	3.8%	3.2%
Dropout Rate	19%	17%
Graduation Rate	45%	55%

Student Homelessness and Poverty

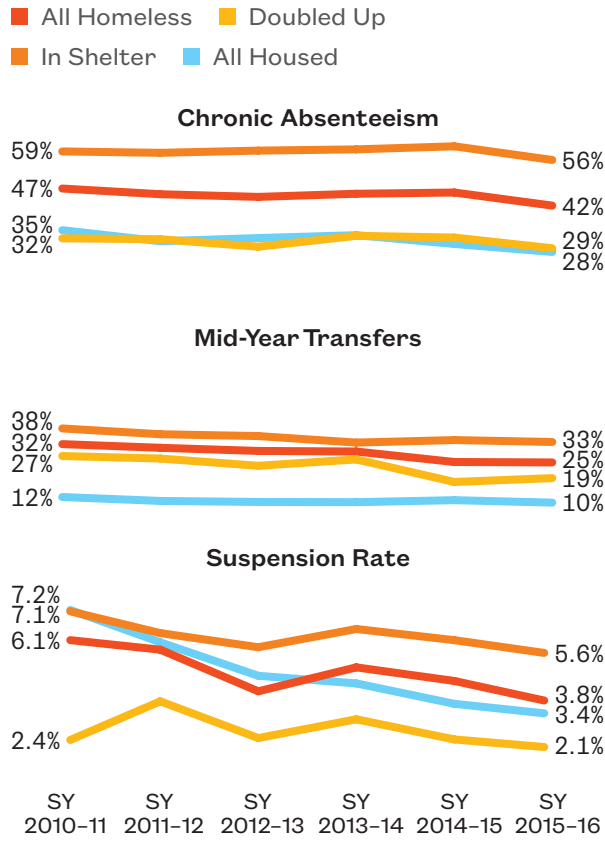
Homeless	14%
Formerly Homeless	5%
Housed, Free Lunch	59%
Housed, No Free Lunch	21%

Where Homeless Students Sleep

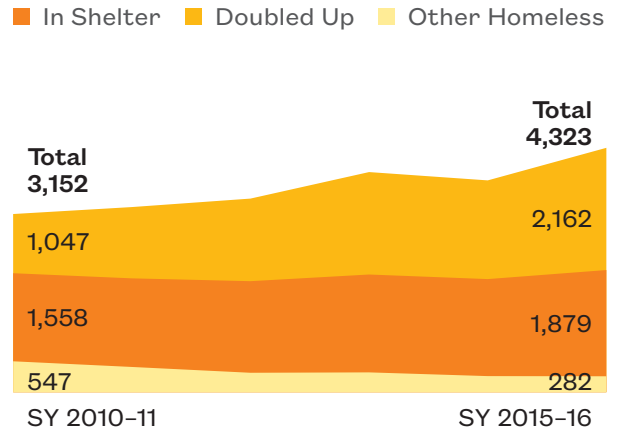
In Shelter	43%
Doubled Up	50%
Unsheltered	1%
Other	6%

Notes: The number of shelter units in a school district and the number of students in shelter are not the same; students may attend schools in districts where they do not live, and each shelter unit can house more than one child. Some shelters are not included due to missing or incomplete address information. See User's Guide for further notes about the family shelters included in this publication. The number of homeless students represents where students attend school; homeless students may attend schools in districts where they do not live. Ratio of elementary students who will experience homelessness by fifth grade is an estimate based on trends over the last six years; due to growing student homelessness, this is likely an underestimate. Students who experienced homelessness in the last six years is the ratio of currently homeless and formerly homeless students to the total number of students in the district. Notes on educational outcomes are listed in each section. Percentages may not add to 100% due to rounding. Dotted lines and dashes indicate missing data or data that have been redacted due to accuracy or student privacy. "In Temporary Arrangement" refers to students who were homeless living in other temporary settings, not in shelter.

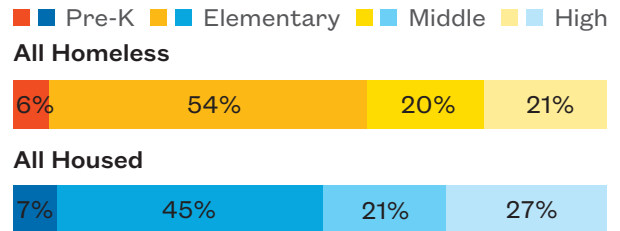
Changes in Educational Outcomes



Homeless Students in District 8 Public Schools



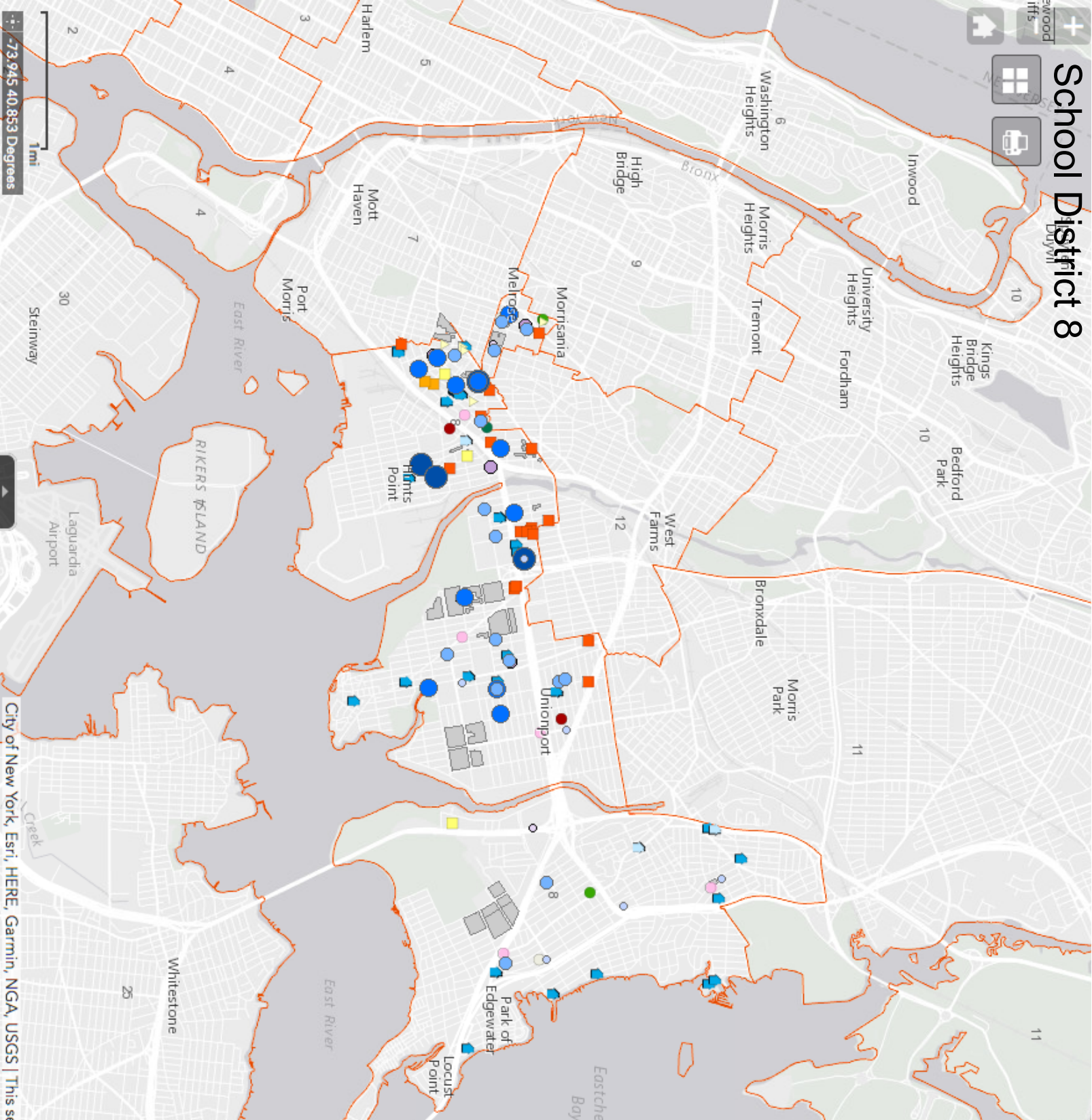
Homeless Students by Grade Level



School Year 2015-16

	All Homeless	Homeless, In Shelter	Homeless, Doubled Up	Housed, Free Lunch	Housed, No Free Lunch
Number of Students	4,323	1,879	2,162	19,382	6,782
% Pre-K	12%	4%	7%	56%	32%
% Elementary School	16%	7%	8%	65%	19%
% Middle School	13%	6%	7%	67%	20%
% High School	11%	5%	5%	61%	28%
% Hispanic	13%	5%	8%	66%	20%
% Black	18%	11%	6%	61%	20%
% White	6%	2%	3%	53%	41%
% Asian	11%	0%	10%	61%	29%
% Other	11%	4%	7%	52%	37%
Mid-Year Transfer Rate	25%	33%	19%	11%	9%
Chronic Absenteeism Rate	42%	56%	29%	30%	23%
Math Proficiency 3-8 Grade	12%	9%	15%	23%	31%
ELA Proficiency 3-8 Grade	16%	12%	19%	26%	36%
Received IEP Late	63%	-	-	53%	31%
English Language Learner	20%	11%	29%	11%	11%
Suspension Rate	3.8%	5.6%	2.1%	3.6%	2.8%
	All Homeless	Homeless, In Shelter	Homeless, In Temporary Arrangement	Housed, Free Lunch	Housed, No Free Lunch
Dropout Rate	19%	14%	23%	15%	15%
Graduation Rate	45%	54%	38%	57%	62%

School District 8



Legend

Homelessness in New York City Public Schools, SY 2015-16
Percent of Students Homeless in Public Schools, SY 2015-16

- 0% - 9%
- 9.1% - 20%
- 20.1% - 30%
- 30.1% - 40%
- 40.1% - 48.1%

Shelters

- ▲ Tier II Family Shelter
- Hotel Family Shelter
- Cluster Site Family Shelter
- ▲ Single Adult Shelter/Supportive SRO Housing

● Homebase: Homelessness Prevention

Community Resources

- Public Libraries
- NYC and NYS Job Center
- Adult and Continuing Education
- Financial Literacy Program
- Community School: DOE School and Family Supports
- Health Center and Immunization Facility
- Runaway and Homeless Youth Services

Affordable Housing

- Properties that opted out of affordability restrictions (2005-2016)
- Properties eligible to opt out of affordability restrictions (2017-2022)
- NYCHA Developments