

City School District 5 Manhattan

Central Harlem, Manhattanville



Explore
Student Homelessness
by School in Your
Neighborhood



bit.ly//

MapNYCHomelessStudents

Key Findings

Close to one in five District 5 students was homeless in SY 2015–16 alone. This was the second-highest ratio of homeless students out of all New York City school districts.

The mid-year transfer rate for homeless students in District 5 is nearly three times the citywide rate. (26% and 9%)

Over one-third of students in shelters transferred mid-year. (34%) This pattern has been consistent over the previous six school years.

1 out of 3

Elementary Students Experienced Homelessness by 5th Grade

1 out of 4

Pre-K–12 Students Experienced Homelessness in the Last Six Years

Family Shelters

Including hotels and cluster sites

625

Shelter Units

22

Family Facilities

Rank

By Highest Percent of Students Homeless

1

Out of Six City School Districts in Manhattan

2

Out of 32 Districts in New York City

Educational Outcomes of Homeless Students

	SD5	NYC
Mid-Year Transfer Rate	26%	22%
Chronic Absenteeism Rate	39%	34%
Math Proficiency 3–8 Grade	12%	19%
ELA Proficiency 3–8 Grade	16%	21%
Received IEP Late	51%	54%
English Language Learner	14%	24%
Suspension Rate	2.9%	3.2%
Dropout Rate	12%	17%
Graduation Rate	54%	55%

Student Homelessness and Poverty

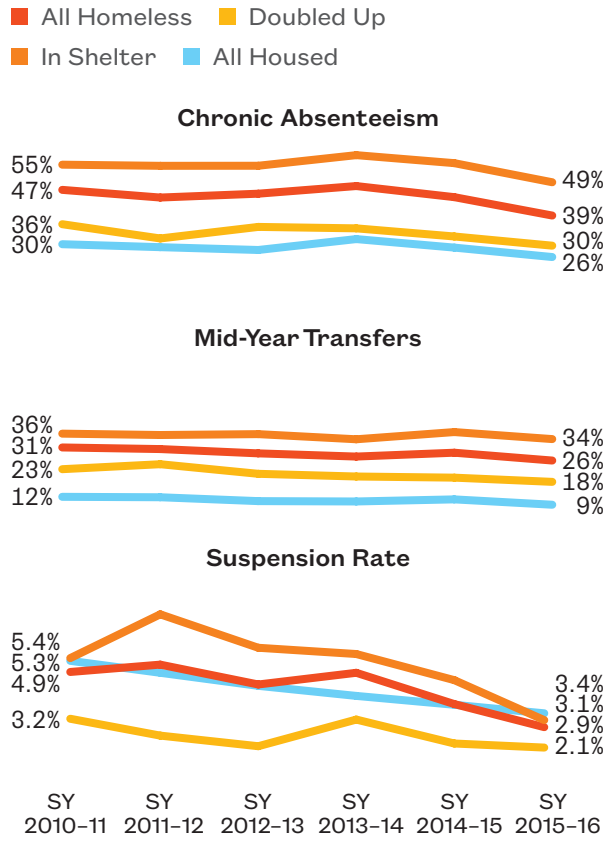
Homeless	18%
Formerly Homeless	6%
Housed, Free Lunch	58%
Housed, No Free Lunch	18%

Where Homeless Students Sleep

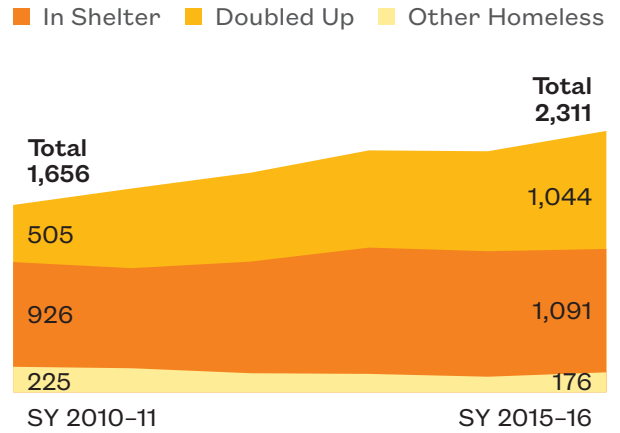
In Shelter	47%
Doubled Up	45%
Unsheltered	1%
Other	7%

Notes: The number of shelter units in a school district and the number of students in shelter are not the same; students may attend schools in districts where they do not live, and each shelter unit can house more than one child. Some shelters are not included due to missing or incomplete address information. See User's Guide for further notes about the family shelters included in this publication. The number of homeless students represents where students attend school; homeless students may attend schools in districts where they do not live. Ratio of elementary students who will experience homelessness by fifth grade is an estimate based on trends over the last six years; due to growing student homelessness, this is likely an underestimate. Students who experienced homelessness in the last six years is the ratio of currently homeless and formerly homeless students to the total number of students in the district. Notes on educational outcomes are listed in each section. Percentages may not add to 100% due to rounding. Dotted lines and dashes indicate missing data or data that have been redacted due to accuracy or student privacy. "In Temporary Arrangement" refers to students who were homeless living in other temporary settings, not in shelter.

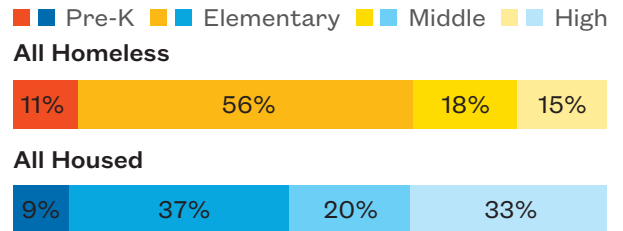
Changes in Educational Outcomes



Homeless Students in District 5 Public Schools



Homeless Students by Grade Level



School Year 2015-16


	All Homeless	Homeless, In Shelter	Homeless, Doubled Up	Housed, Free Lunch	Housed, No Free Lunch
Number of Students	2,311	1,091	1,044	8,113	2,312
% Pre-K	20%	8%	10%	57%	23%
% Elementary School	25%	12%	11%	66%	10%
% Middle School	16%	7%	7%	66%	18%
% High School	9%	4%	4%	62%	29%
% Hispanic	19%	7%	10%	69%	12%
% Black	19%	10%	7%	64%	18%
% White	9%	4%	4%	31%	60%
% Asian	10%	3%	7%	62%	28%
% Other	17%	10%	6%	50%	33%
Mid-Year Transfer Rate	26%	34%	18%	10%	7%
Chronic Absenteeism Rate	39%	49%	30%	29%	19%
Math Proficiency 3-8 Grade	12%	11%	12%	16%	30%
ELA Proficiency 3-8 Grade	16%	15%	16%	21%	38%
Received IEP Late	51%	-	-	44%	-
English Language Learner	14%	8%	21%	9%	5%
Suspension Rate	2.9%	3.1%	2.1%	3.5%	2.7%
	All Homeless	Homeless, In Shelter	Homeless, In Temporary Arrangement	Housed, Free Lunch	Housed, No Free Lunch
Dropout Rate	12%	6%	16%	8%	4%
Graduation Rate	54%	56%	53%	71%	85%

School District 5

Legend

Homelessness in New York City Public Schools, SY 2015-16

Percent of Students Homeless in Public Schools, SY 2015-16



Shelters

- Tier II Family Shelter
- Hotel Family Shelter
- Cluster Site Family Shelter
- Single Adult Shelter/Supportive SRO Housing

Homebase: Homelessness Prevention

Community Resources

- Public Libraries
- NYC and NYS Job Center
- Adult and Continuing Education
- Financial Literacy Program
- Community School: DOE School and Family Supports
- Health Center and Immunization Facility
- Runaway and Homeless Youth Services

Affordable Housing

Properties that opted out of affordability restrictions (2005-2016)

Properties eligible to opt out of affordability restrictions (2017-2022)

NYCHA Developments

0.4mi
-73.957 40.846 Degrees

