

# City School District 3 Manhattan

Upper West Side, Morningside Heights



Explore  
Student Homelessness  
by School in Your  
Neighborhood



bit.ly//

MapNYCHomelessStudents

## Key Findings

Nine percent of District 3 homeless students attend pre-K programs compared to four percent of housed students.

Homeless students in the district score proficient on State math assessments at less than half the rate of housed students citywide. (17% and 38%)

Homeless students transfer into the district at over twice the citywide rate. (19% and 9%)

1 out of 8

Elementary Students Experienced Homelessness by 5th Grade

1 out of 9

Pre-K-12 Students Experienced Homelessness in the Last Six Years

### Family Shelters

Including hotels and cluster sites

426

Shelter Units

5

Family Facilities

### Rank

By Highest Percent of Students Homeless

5

Out of Six City School Districts in Manhattan

19

Out of 32 Districts in New York City

## Educational Outcomes of Homeless Students

	SD3	NYC
Mid-Year Transfer Rate	19%	22%
Chronic Absenteeism Rate	37%	34%
Math Proficiency 3-8 Grade	17%	19%
ELA Proficiency 3-8 Grade	24%	21%
Received IEP Late	57%	54%
English Language Learner	11%	24%
Suspension Rate	5.1%	3.2%
Dropout Rate	15%	17%
Graduation Rate	57%	55%

## Student Homelessness and Poverty

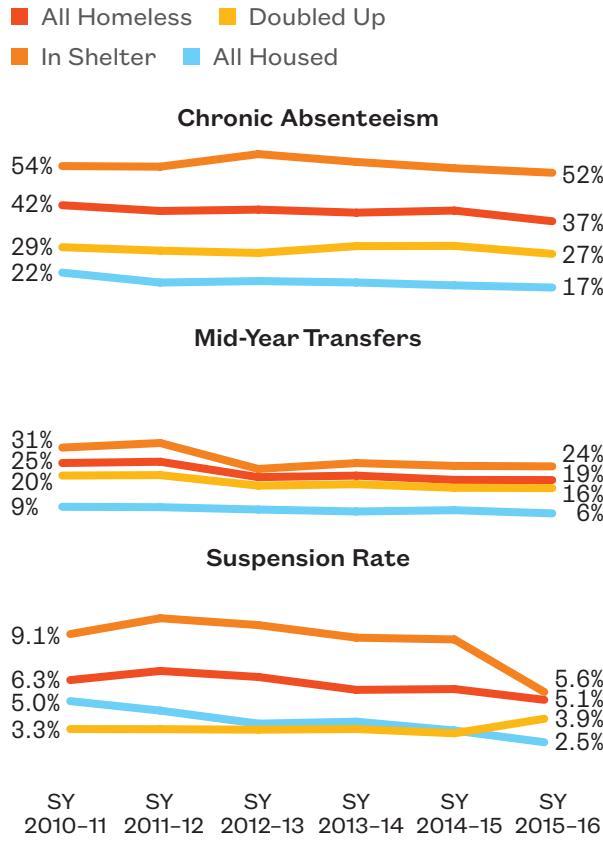
Homeless	8%
Formerly Homeless	3%
Housed, Free Lunch	38%
Housed, No Free Lunch	51%

## Where Homeless Students Sleep

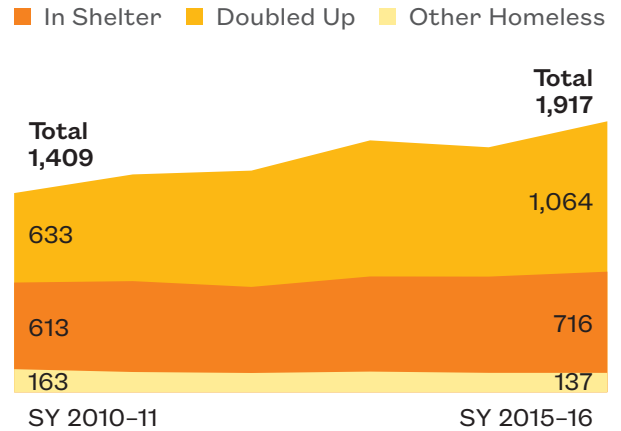
In Shelter	37%
Doubled Up	56%
Unsheltered	1%
Other	6%

Notes: The number of shelter units in a school district and the number of students in shelter are not the same; students may attend schools in districts where they do not live, and each shelter unit can house more than one child. Some shelters are not included due to missing or incomplete address information. See User's Guide for further notes about the family shelters included in this publication. The number of homeless students represents where students attend school; homeless students may attend schools in districts where they do not live. Ratio of elementary students who will experience homelessness by fifth grade is an estimate based on trends over the last six years; due to growing student homelessness, this is likely an underestimate. Students who experienced homelessness in the last six years is the ratio of currently homeless and formerly homeless students to the total number of students in the district. Notes on educational outcomes are listed in each section. Percentages may not add to 100% due to rounding. Dotted lines and dashes indicate missing data or data that have been redacted due to accuracy or student privacy. "In Temporary Arrangement" refers to students who were homeless living in other temporary settings, not in shelter.

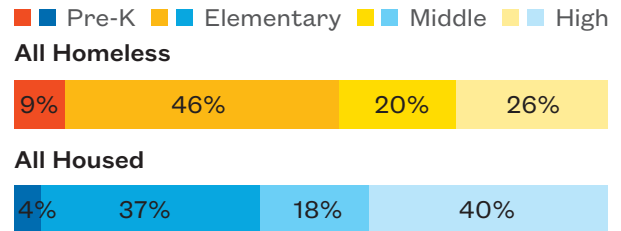
## Changes in Educational Outcomes



## Homeless Students in District 3 Public Schools



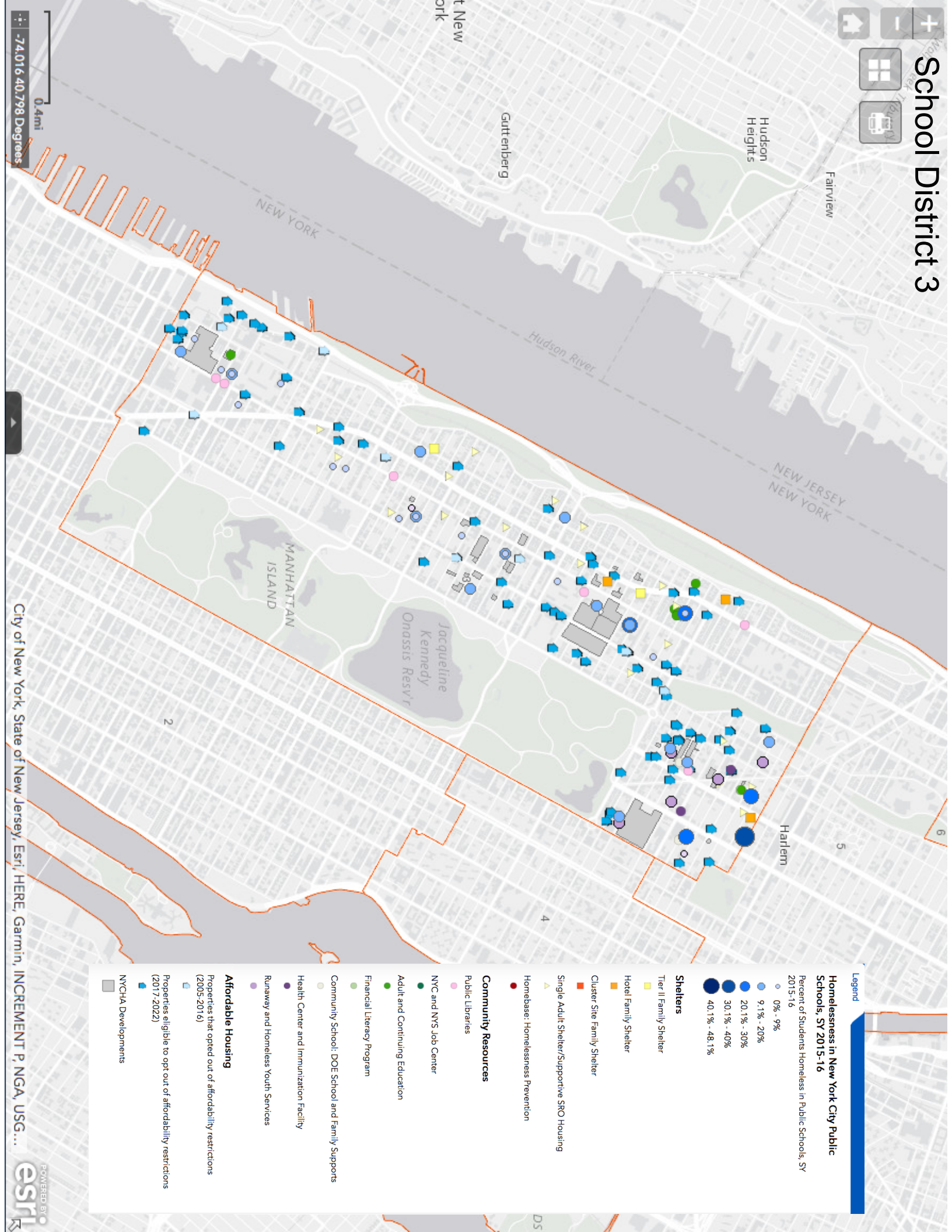
## Homeless Students by Grade Level



## School Year 2015-16

	All Homeless	Homeless, In Shelter	Homeless, Doubled Up	Housed, Free Lunch	Housed, No Free Lunch
Number of Students	1,917	716	1,064	9,409	11,941
% Pre-K	14%	5%	9%	35%	50%
% Elementary School	10%	3%	6%	32%	58%
% Middle School	9%	3%	5%	39%	52%
% High School	5%	2%	3%	50%	45%
% Hispanic	12%	4%	8%	61%	27%
% Black	15%	7%	7%	58%	27%
% White	1%	0%	1%	9%	90%
% Asian	2%	0%	1%	36%	62%
% Other	3%	2%	1%	19%	78%
Mid-Year Transfer Rate	19%	24%	16%	9%	4%
Chronic Absenteeism Rate	37%	52%	27%	28%	8%
Math Proficiency 3-8 Grade	17%	10%	22%	26%	74%
ELA Proficiency 3-8 Grade	24%	17%	28%	32%	77%
Received IEP Late	57%	-	-	55%	54%
English Language Learner	11%	9%	14%	8%	2%
Suspension Rate	5.1%	5.6%	3.9%	4.4%	1.0%
	All Homeless	Homeless, In Shelter	Homeless, In Temporary Arrangement	Housed, Free Lunch	Housed, No Free Lunch
Dropout Rate	15%	6%	23%	8%	1%
Graduation Rate	57%	70%	47%	74%	96%

# School District 3



## Legend

### Homelessness in New York City Public Schools, SY 2015-16

Percent of Students Homeless in Public Schools, SY 2015-16

- 0% - 9%
- 9.1% - 20%
- 20.1% - 30%
- 30.1% - 40%
- 40.1% - 48.1%

### Shelters

- Tier II Family Shelter
- Hotel Family Shelter
- Cluster Site Family Shelter
- Single Adult Shelter/Supportive SRO Housing
- Homebase: Homelessness Prevention

### Community Resources

- Public Libraries
- NYC and NYS Job Center
- Adult and Continuing Education
- Financial Literacy Program
- Community School: DOE School and Family Supports
- Health Center and Immunization Facility
- Runaway and Homeless Youth Services

### Affordable Housing

- Properties that opted out of affordability restrictions (2005-2016)
- Properties eligible to opt out of affordability restrictions (2017-2022)
- NQCHA Developments

0.4mi  
-74.016 40.798 Degrees

City of New York, State of New Jersey, Esri, HERE, Garmin, INCREMENT P, NGA, USG...

