

# City School District 31 Staten Island



Explore  
Student Homelessness  
by School in Your  
Neighborhood



bit.ly//

MapNYCHomelessStudents

## Key Findings

Almost two-thirds of District 31 students living in shelter are chronically absent. Homeless students living doubled up saw half that rate at 25%.

There is only one shelter on Staten Island and over 2,700 homeless students attending school in the district, with 1,700 of those students living doubled up.

**1** out of **12**

Elementary Students Experienced Homelessness by 5th Grade

**1** out of **13**

Pre-K-12 Students Experienced Homelessness in the Last Six Years

### Family Shelters

Including hotels and cluster sites

**46**

Shelter Units

**1**

Family Facility

### Rank

By Highest Percent of Students Homeless

**1** Out of One City

School District in  
Staten Island

**31**

Out of 32 Districts  
in New York City

## Educational Outcomes of Homeless Students

	SD31	NYC
Mid-Year Transfer Rate	34%	22%
Chronic Absenteeism Rate	39%	34%
Math Proficiency 3-8 Grade	18%	19%
ELA Proficiency 3-8 Grade	21%	21%
Received IEP Late	48%	54%
English Language Learner	11%	24%
Suspension Rate	5.0%	3.2%
Dropout Rate	19%	17%
Graduation Rate	58%	55%

## Student Homelessness and Poverty

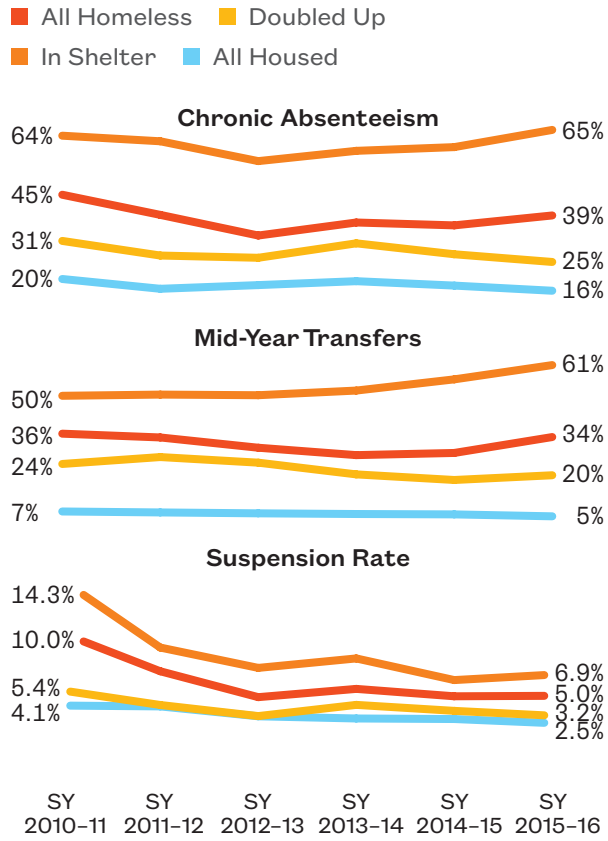
Homeless	4%
Formerly Homeless	3%
Housed, Free Lunch	48%
Housed, No Free Lunch	45%

## Where Homeless Students Sleep

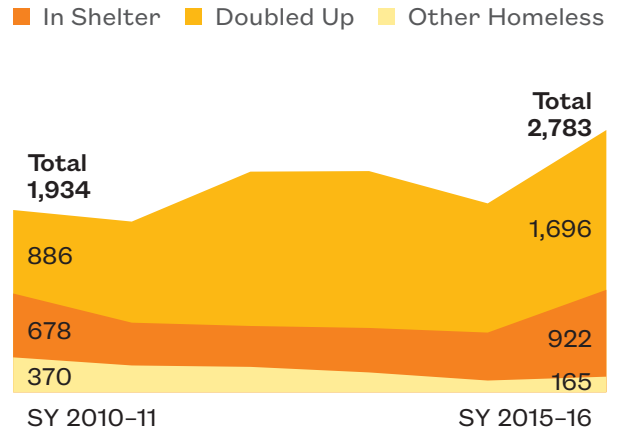
In Shelter	33%
Doubled Up	61%
Unsheltered	2%
Other	4%

Notes: The number of shelter units in a school district and the number of students in shelter are not the same; students may attend schools in districts where they do not live, and each shelter unit can house more than one child. Some shelters are not included due to missing or incomplete address information. See User's Guide for further notes about the family shelters included in this publication. The number of homeless students represents where students attend school; homeless students may attend schools in districts where they do not live. Ratio of elementary students who will experience homelessness by fifth grade is an estimate based on trends over the last six years; due to growing student homelessness, this is likely an underestimate. Students who experienced homelessness in the last six years is the ratio of currently homeless and formerly homeless students to the total number of students in the district. Notes on educational outcomes are listed in each section. Percentages may not add to 100% due to rounding. Dotted lines and dashes indicate missing data or data that have been redacted due to accuracy or student privacy. "In Temporary Arrangement" refers to students who were homeless living in other temporary settings, not in shelter.

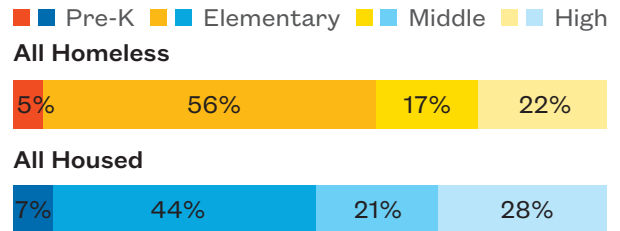
## Changes in Educational Outcomes



## Homeless Students in District 31 Public Schools



## Homeless Students by Grade Level



## School Year 2015-16

	All Homeless	Homeless, In Shelter	Homeless, Doubled Up	Housed, Free Lunch	Housed, No Free Lunch
Number of Students	2,783	922	1,696	32,150	28,848
% Pre-K	3%	1%	2%	40%	57%
% Elementary School	5%	2%	3%	52%	42%
% Middle School	4%	1%	2%	52%	45%
% High School	3%	1%	2%	49%	48%
% Hispanic	7%	2%	4%	69%	25%
% Black	11%	6%	4%	68%	21%
% White	2%	0%	1%	35%	64%
% Asian	2%	0%	2%	56%	41%
% Other	6%	2%	3%	48%	46%
Mid-Year Transfer Rate	34%	61%	20%	7%	3%
Chronic Absenteeism Rate	39%	65%	25%	20%	11%
Math Proficiency 3-8 Grade	18%	6%	27%	30%	55%
ELA Proficiency 3-8 Grade	21%	13%	27%	34%	59%
Received IEP Late	48%	-	-	45%	31%
English Language Learner	11%	5%	15%	8%	2%
Suspension Rate	5.0%	6.9%	3.2%	3.3%	1.7%
	All Homeless	Homeless, In Shelter	Homeless, In Temporary Arrangement	Housed, Free Lunch	Housed, No Free Lunch
Dropout Rate	19%	15%	31%	7%	2%
Graduation Rate	58%	66%	38%	78%	92%

# School District 31


Kenilworth

Roselle Park Elizabeth Bayonne

Legend

## Homelessness in New York City Public Schools, SY 2015-16

Percent of Students Homeless in Public Schools, SY 2015-16



### Shelters

- Tier II Family Shelter
- Hotel Family Shelter
- Cluster Site Family Shelter
- Single Adult Shelter/Supportive SRO Housing
- Homebase: Homelessness Prevention

### Community Resources

- Public Libraries
- NYC and NYS Job Center
- Adult and Continuing Education
- Financial Literacy Program
- Community School: DOE School and Family Supports
- Health Center and Immunization Facility
- Runaway and Homeless Youth Services

### Affordable Housing

- Properties that opted out of affordability restrictions (2005-2016)
- Properties eligible to opt out of affordability restrictions (2017-2022)
- NYCHA Developments

