

# City School District 2 Manhattan

Financial District, Midtown, Upper East Side



Explore  
Student Homelessness  
by School in Your  
Neighborhood



bit.ly//  
MapNYCHomelessStudents

## Key Findings

Over 4,100 homeless students attend school in District 2. Close to two-thirds of homeless students in the district are in high school.

Homeless students drop out at nearly twice the rate of their housed, low-income peers and nearly four times the rate of their housed, non-low-income peers.

(11%, 6%, and 3%)

**1** out of **14**

Elementary Students Experienced Homelessness by 5th Grade

**1** out of **10**

Pre-K-12 Students Experienced Homelessness in the Last Six Years

### Family Shelters

Including hotels and cluster sites

**200**

Shelter Units

**1**

Family Facility

### Rank

By Highest Percent of Students Homeless

**6**

Out of Six City School Districts in Manhattan

**23**

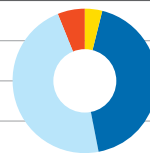
Out of 32 Districts in New York City

## Educational Outcomes of Homeless Students

	SD2	NYC
Mid-Year Transfer Rate	15%	22%
Chronic Absenteeism Rate	33%	34%
Math Proficiency 3-8 Grade	51%	19%
ELA Proficiency 3-8 Grade	38%	21%
Received IEP Late	39%	54%
English Language Learner	25%	24%
Suspension Rate	4.8%	3.2%
Dropout Rate	11%	17%
Graduation Rate	63%	55%

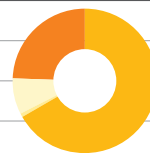
## Student Homelessness and Poverty

Homeless	6%
Formerly Homeless	4%
Housed, Free Lunch	43%
Housed, No Free Lunch	47%



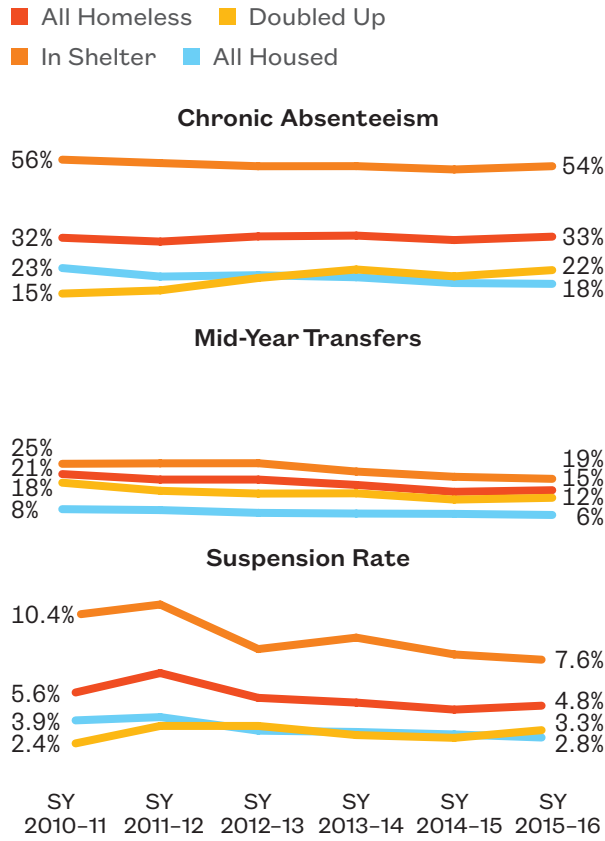
## Where Homeless Students Sleep

In Shelter	24%
Doubled Up	66%
Unsheltered	1%
Other	8%

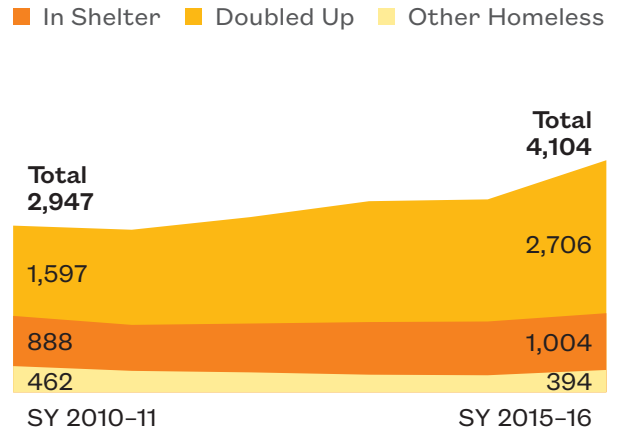


Notes: The number of shelter units in a school district and the number of students in shelter are not the same; students may attend schools in districts where they do not live, and each shelter unit can house more than one child. Some shelters are not included due to missing or incomplete address information. See User's Guide for further notes about the family shelters included in this publication. The number of homeless students represents where students attend school; homeless students may attend schools in districts where they do not live. Ratio of elementary students who will experience homelessness by fifth grade is an estimate based on trends over the last six years; due to growing student homelessness, this is likely an underestimate. Students who experienced homelessness in the last six years is the ratio of currently homeless and formerly homeless students to the total number of students in the district. Notes on educational outcomes are listed in each section. Percentages may not add to 100% due to rounding. Dotted lines and dashes indicate missing data or data that have been redacted due to accuracy or student privacy. "In Temporary Arrangement" refers to students who were homeless living in other temporary settings, not in shelter.

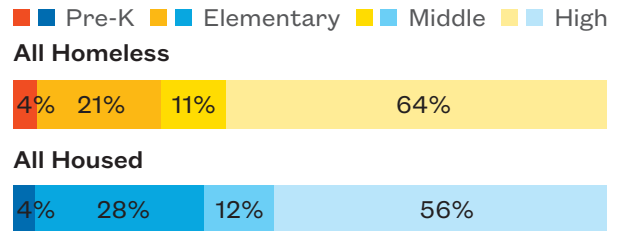
## Changes in Educational Outcomes



## Homeless Students in District 2 Public Schools



## Homeless Students by Grade Level



## School Year 2015-16

	All Homeless	Homeless, In Shelter	Homeless, Doubled Up	Housed, Free Lunch	Housed, No Free Lunch
Number of Students	4,104	1,004	2,706	29,735	30,384
% Pre-K	7%	1%	5%	26%	67%
% Elementary School	5%	1%	4%	25%	70%
% Middle School	6%	1%	5%	38%	57%
% High School	7%	2%	4%	60%	33%
% Hispanic	8%	2%	6%	64%	28%
% Black	9%	4%	3%	62%	29%
% White	1%	0%	1%	13%	86%
% Asian	7%	0%	7%	51%	42%
% Other	2%	1%	1%	20%	78%
Mid-Year Transfer Rate	15%	19%	12%	7%	5%
Chronic Absenteeism Rate	33%	54%	22%	25%	11%
Math Proficiency 3-8 Grade	51%	20%	57%	54%	79%
ELA Proficiency 3-8 Grade	38%	25%	40%	49%	78%
Received IEP Late	39%	-	-	43%	52%
English Language Learner	25%	10%	31%	10%	5%
Suspension Rate	4.8%	7.6%	3.3%	4.1%	1.6%
	All Homeless	Homeless, In Shelter	Homeless, In Temporary Arrangement	Housed, Free Lunch	Housed, No Free Lunch
Dropout Rate	11%	9%	13%	6%	3%
Graduation Rate	63%	72%	53%	77%	90%

# School District 2

## Legend

### Homelessness in New York City Public Schools, SY 2015-16

Percent of Students Homeless in Public Schools, SY 2015-16

- 0% - 9%
- 9.1% - 20%
- 20.1% - 30%
- 30.1% - 40%
- 40.1% - 48.1%

### Shelters

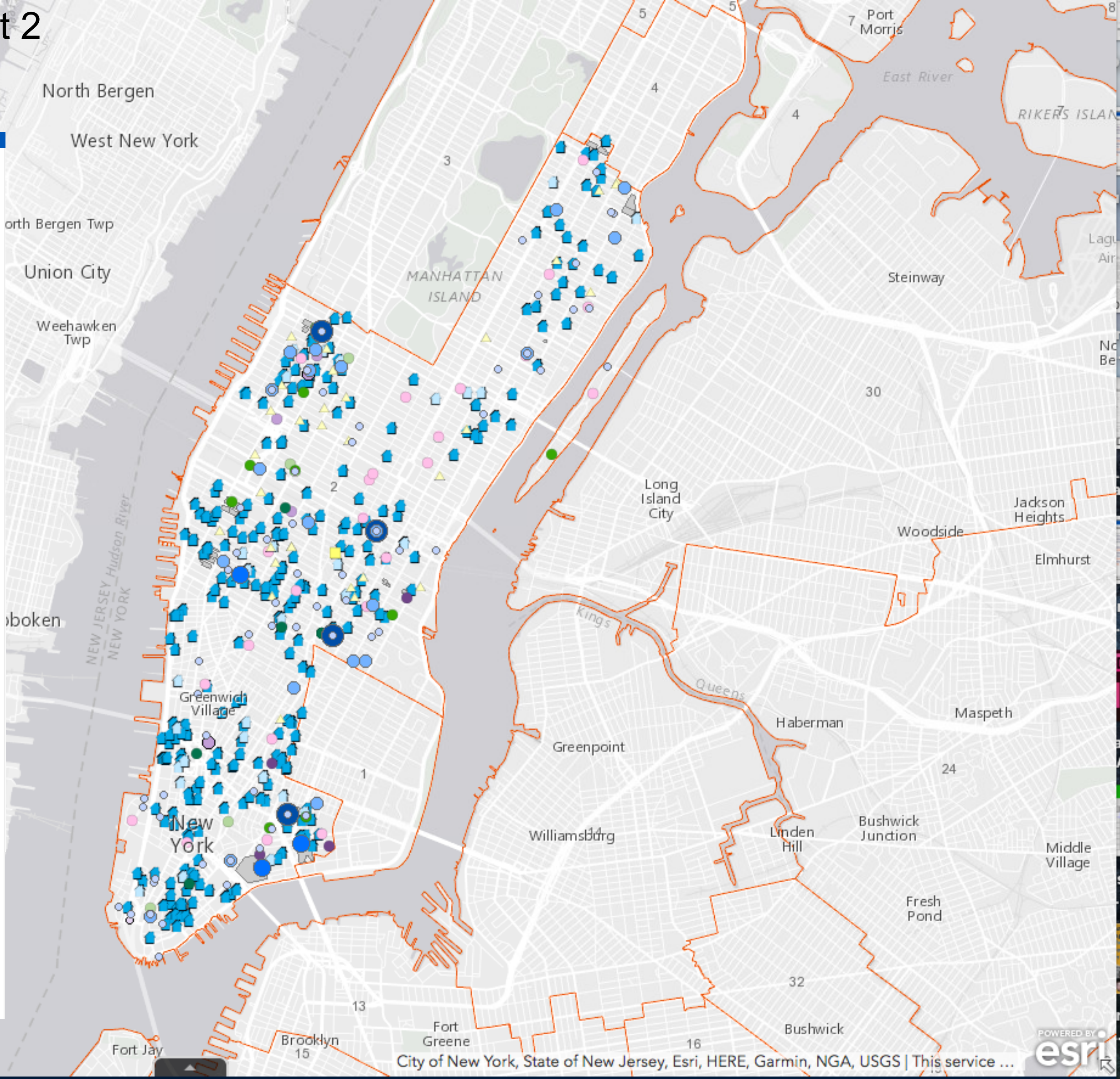
- Tier II Family Shelter
- Hotel Family Shelter
- Cluster Site Family Shelter
- Single Adult Shelter/Supportive SRO Housing
- Homebase: Homelessness Prevention

### Community Resources

- Public Libraries
- NYC and NYS Job Center
- Adult and Continuing Education
- Financial Literacy Program
- Community School: DOE School and Family Supports
- Health Center and Immunization Facility
- Runaway and Homeless Youth Services

### Affordable Housing

- Properties that opted out of affordability restrictions (2005-2016)
- Properties eligible to opt out of affordability restrictions (2017-2022)
- NYCHA Developments



1mi

-74.056 40.790 Degrees

City of New York, State of New Jersey, Esri, HERE, Garmin, NGA, USGS | This service ...

