

City School District 27

Queens

Woodhaven, Ozone Park, Howard Beach



Explore Student Homelessness by School in Your Neighborhood



bit.ly//

MapNYCHomelessStudents

Key Findings

Although over 2,700 homeless students attend school in District 27 including close to 1,000 students in shelter, only two family shelters are located in the district with capacity for just 194 families.

One in three District 27 students in the Class of 2016 who lived in other temporary homeless settings dropped out of high school, three times the rate of their low-income housed classmates or students living in shelter. (34%, 13%, and 11%)

1 out of 8

Elementary Students Experienced Homelessness by 5th Grade

1 out of 10

Pre-K-12 Students Experienced Homelessness in the Last Six Years

Family Shelters

Including hotels and cluster sites

194

Shelter Units

2

Family Facilities

Rank

By Highest Percent of Students Homeless

3

Out of Seven City School Districts in Queens

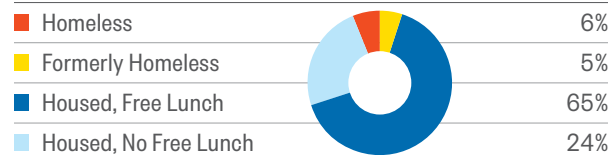
24

Out of 32 Districts in New York City

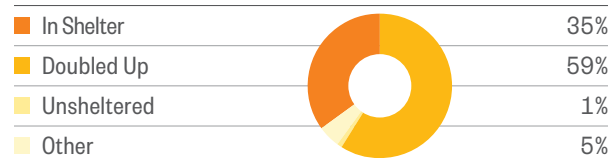
Educational Outcomes of Homeless Students

	SD27	NYC
Mid-Year Transfer Rate	29%	22%
Chronic Absenteeism Rate	35%	34%
Math Proficiency 3-8 Grade	21%	19%
ELA Proficiency 3-8 Grade	22%	21%
Received IEP Late	55%	54%
English Language Learner	18%	24%
Suspension Rate	3.8%	3.2%
Dropout Rate	20%	17%
Graduation Rate	57%	55%

Student Homelessness and Poverty

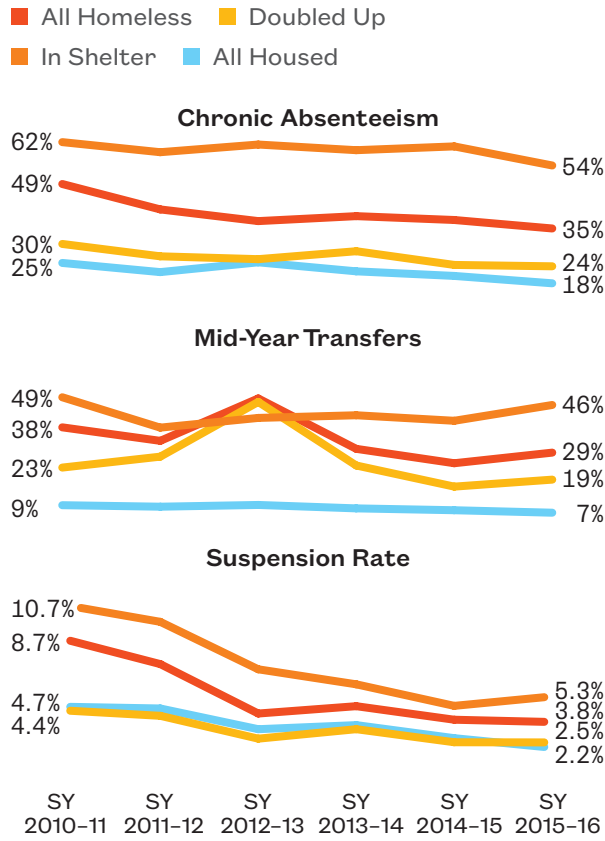


Where Homeless Students Sleep

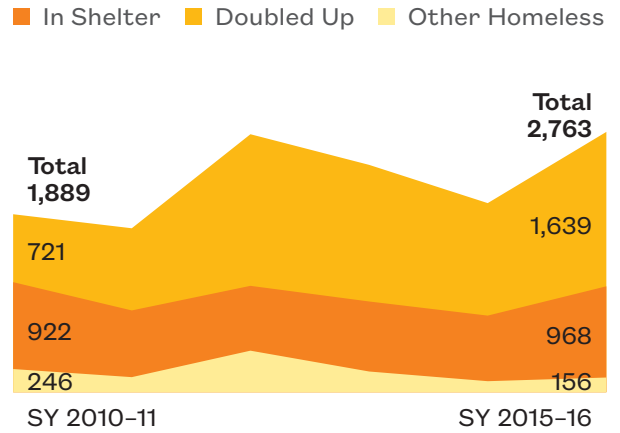


Notes: The number of shelter units in a school district and the number of students in shelter are not the same; students may attend schools in districts where they do not live, and each shelter unit can house more than one child. Some shelters are not included due to missing or incomplete address information. See User's Guide for further notes about the family shelters included in this publication. The number of homeless students represents where students attend school; homeless students may attend schools in districts where they do not live. Ratio of elementary students who will experience homelessness by fifth grade is an estimate based on trends over the last six years; due to growing student homelessness, this is likely an underestimate. Students who experienced homelessness in the last six years is the ratio of currently homeless and formerly homeless students to the total number of students in the district. Notes on educational outcomes are listed in each section. Percentages may not add to 100% due to rounding. Dotted lines and dashes indicate missing data or data that have been redacted due to accuracy or student privacy. "In Temporary Arrangement" refers to students who were homeless living in other temporary settings, not in shelter.

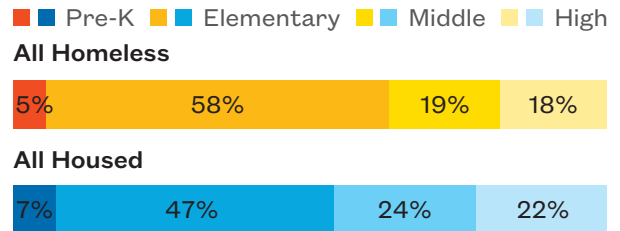
Changes in Educational Outcomes



Homeless Students in District 27 Public Schools



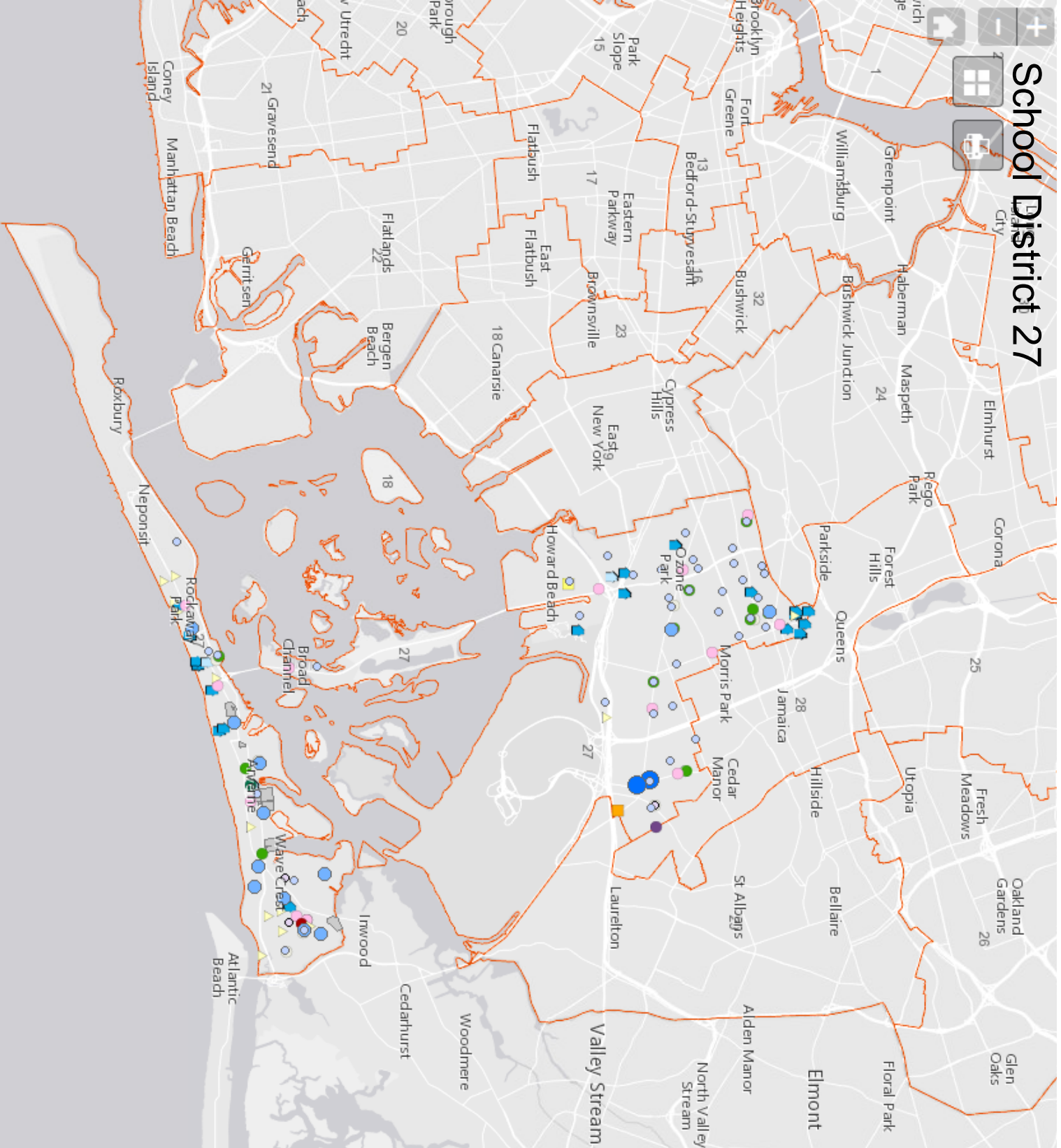
Homeless Students by Grade Level



School Year 2015-16

	All Homeless	Homeless, In Shelter	Homeless, Doubled Up	Housed, Free Lunch	Housed, No Free Lunch
Number of Students	2,763	968	1,639	32,575	11,975
% Pre-K	4%	2%	3%	59%	37%
% Elementary School	7%	3%	4%	69%	24%
% Middle School	5%	2%	3%	71%	24%
% High School	5%	1%	3%	69%	26%
% Hispanic	6%	2%	4%	74%	19%
% Black	9%	5%	3%	70%	21%
% White	2%	0%	1%	43%	55%
% Asian	4%	0%	3%	71%	26%
% Other	3%	1%	2%	68%	28%
Mid-Year Transfer Rate	29%	46%	19%	7%	6%
Chronic Absenteeism Rate	35%	54%	24%	20%	15%
Math Proficiency 3-8 Grade	21%	14%	25%	32%	43%
ELA Proficiency 3-8 Grade	22%	18%	25%	35%	49%
Received IEP Late	55%	-	-	43%	31%
English Language Learner	18%	7%	25%	11%	6%
Suspension Rate	3.8%	5.3%	2.5%	2.3%	1.9%
	All Homeless	Homeless, In Shelter	Homeless, In Temporary Arrangement	Housed, Free Lunch	Housed, No Free Lunch
Dropout Rate	20%	11%	34%	13%	12%
Graduation Rate	57%	65%	43%	69%	75%

School District 27



Legend

Homelessness in New York City Public Schools, SY 2015-16
 Percent of Students Homeless in Public Schools, SY 2015-16

- 0% - 9%
- 9.1% - 20%
- 20.1% - 30%
- 30.1% - 40%
- 40.1% - 48.1%

Shelters

- Tier II Family Shelter
- Hotel Family Shelter
- Cluster Site Family Shelter
- Single Adult Shelter/Supportive SRO Housing

Homebase: Homelessness Prevention

- Homebase: Homelessness Prevention

Community Resources

- Public Libraries
- NYC and NYS Job Center
- Adult and Continuing Education
- Financial Literacy Program
- Community School: DOE School and Family Supports
- Health Center and Immunization Facility
- Runaway and Homeless Youth Services

Affordable Housing

- Properties that opted out of affordability restrictions (2005-2016)
- Properties eligible to opt out of affordability restrictions (2017-2022)
- NYCHA Developments