

City School District 23 Brooklyn

Brownsville



Explore
Student Homelessness
by School in Your
Neighborhood



bit.ly//

MapNYCHomelessStudents

Key Findings

District 23 has the highest percentage of homeless students in Brooklyn at 18%. Close to two-thirds of these homeless students live in shelter.

Both homeless and housed students struggle with chronic absenteeism in District 23 compared to their peers citywide. Still, students living in shelter were at the greatest risk for chronic absenteeism in the district. (51%)

1 out of 3

Elementary Students Experienced Homelessness by 5th Grade

1 out of 4

Pre-K-12 Students Experienced Homelessness in the Last Six Years

Family Shelters

Including hotels and cluster sites

403

Shelter Units

16

Family Facilities

Rank

By Highest Percent of Students Homeless

1

Out of 12 City School Districts in Brooklyn

4

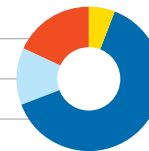
Out of 32 Districts in New York City

Educational Outcomes of Homeless Students

	SD23	NYC
Mid-Year Transfer Rate	30%	22%
Chronic Absenteeism Rate	44%	34%
Math Proficiency 3-8 Grade	14%	19%
ELA Proficiency 3-8 Grade	18%	21%
Received IEP Late	70%	54%
English Language Learner	7%	24%
Suspension Rate	3.3%	3.2%
Dropout Rate	23%	17%
Graduation Rate	26%	55%

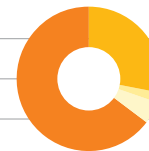
Student Homelessness and Poverty

Homeless	18%
Formerly Homeless	6%
Housed, Free Lunch	64%
Housed, No Free Lunch	13%



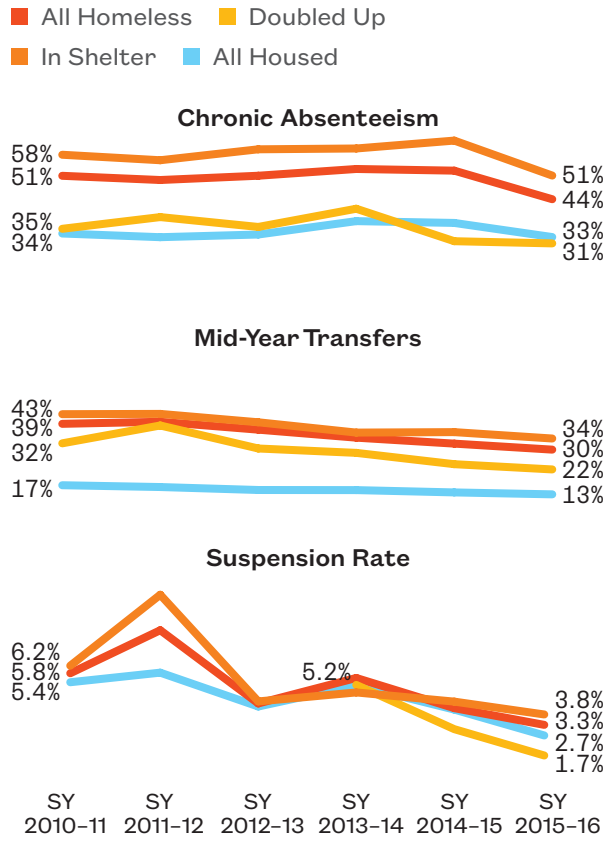
Where Homeless Students Sleep

In Shelter	64%
Doubled Up	28%
Unsheltered	2%
Other	5%

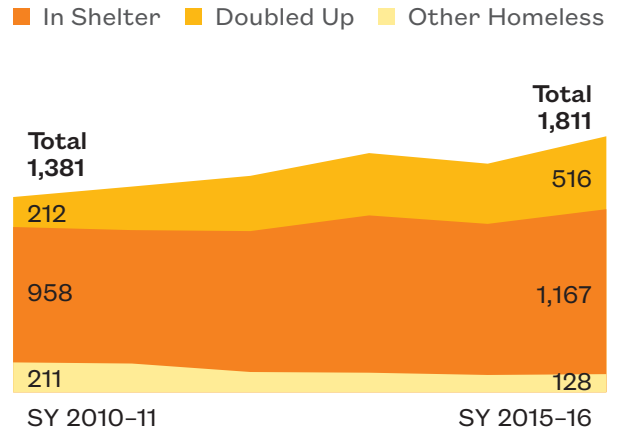


Notes: The number of shelter units in a school district and the number of students in shelter are not the same; students may attend schools in districts where they do not live, and each shelter unit can house more than one child. Some shelters are not included due to missing or incomplete address information. See User's Guide for further notes about the family shelters included in this publication. The number of homeless students represents where students attend school; homeless students may attend schools in districts where they do not live. Ratio of elementary students who will experience homelessness by fifth grade is an estimate based on trends over the last six years; due to growing student homelessness, this is likely an underestimate. Students who experienced homelessness in the last six years is the ratio of currently homeless and formerly homeless students to the total number of students in the district. Notes on educational outcomes are listed in each section. Percentages may not add to 100% due to rounding. Dotted lines and dashes indicate missing data or data that have been redacted due to accuracy or student privacy. "In Temporary Arrangement" refers to students who were homeless living in other temporary settings, not in shelter.

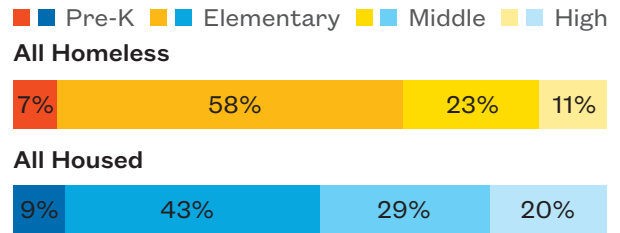
Changes in Educational Outcomes



Homeless Students in District 23 Public Schools



Homeless Students by Grade Level




School Year 2015-16

	All Homeless	Homeless, In Shelter	Homeless, Doubled Up	Housed, Free Lunch	Housed, No Free Lunch
Number of Students	1,811	1,167	516	7,071	1,358
% Pre-K	15%	9%	6%	68%	17%
% Elementary School	22%	14%	6%	69%	9%
% Middle School	14%	9%	4%	71%	15%
% High School	11%	7%	3%	69%	21%
% Hispanic	20%	14%	6%	72%	8%
% Black	16%	10%	5%	69%	15%
% White	17%	11%	5%	63%	20%
% Asian	17%	11%	5%	73%	10%
% Other	27%	18%	8%	62%	11%
Mid-Year Transfer Rate	30%	34%	22%	13%	14%
Chronic Absenteeism Rate	44%	51%	31%	33%	29%
Math Proficiency 3-8 Grade	14%	12%	14%	16%	18%
ELA Proficiency 3-8 Grade	18%	17%	17%	20%	24%
Received IEP Late	70%	-	-	58%	-
English Language Learner	7%	4%	12%	4%	4%
Suspension Rate	3.3%	3.8%	1.7%	2.7%	3.0%
	All Homeless	Homeless, In Shelter	Homeless, In Temporary Arrangement	Housed, Free Lunch	Housed, No Free Lunch
Dropout Rate	23%	-	28%	10%	10%
Graduation Rate	26%	-	22%	49%	58%

School District 23

Homelessness in New York City Public Schools, SY 2015-16

Percent of Students Homeless in Public Schools, SY 2015-16



Shelters

- Terr II Family Shelter
- Hotel Family Shelter
- Cluster Site Family Shelter
- Single Adult Shelter/Supportive SRO Housing

Community Resources

- Homebase: Homelessness Prevention
 - Public Libraries
 - NVC and NYS Job Center
 - Adult and Continuing Education
 - Financial Literacy Program
 - Community School: DOE School and Family Supports
 - Health Center and Immunization Facility
 - Runaway and Homeless Youth Services
- Affordable Housing**
Properties that opted out of affordability restrictions (2005-2016)
- Properties eligible to opt out of affordability restrictions (2017-2022)
- NYCHA Developments

