

City School District 17 Brooklyn

Crown Heights, Prospect Lefferts Gardens



Explore Student Homelessness by School in Your Neighborhood



bit.ly//

MapNYCHomelessStudents

Key Findings

Nearly 70% of homeless students with special education needs (IEPs) in District 17 were identified late compared to 54% among homeless students citywide.

Over 3,200 homeless students attend school in District 17, representing a 33% increase in six years. This growth in student homelessness was largely driven by the number of doubled-up students, which increased by 88% over the six years.

1 out of 5

Elementary Students Experienced Homelessness by 5th Grade

1 out of 6

Pre-K-12 Students Experienced Homelessness in the Last Six Years

Family Shelters

Including hotels and cluster sites

629

Shelter Units

25

Family Facilities

Rank

By Highest Percent of Students Homeless

5

Out of 12 City School Districts in Brooklyn

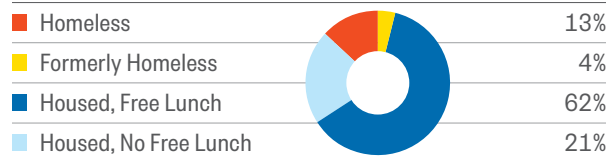
13

Out of 32 Districts in New York City

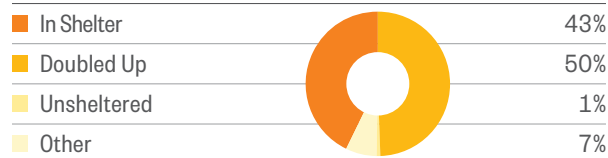
Educational Outcomes of Homeless Students

	SD17	NYC
Mid-Year Transfer Rate	22%	22%
Chronic Absenteeism Rate	35%	34%
Math Proficiency 3-8 Grade	19%	19%
ELA Proficiency 3-8 Grade	23%	21%
Received IEP Late	68%	54%
English Language Learner	13%	24%
Suspension Rate	4.1%	3.2%
Dropout Rate	14%	17%
Graduation Rate	52%	55%

Student Homelessness and Poverty

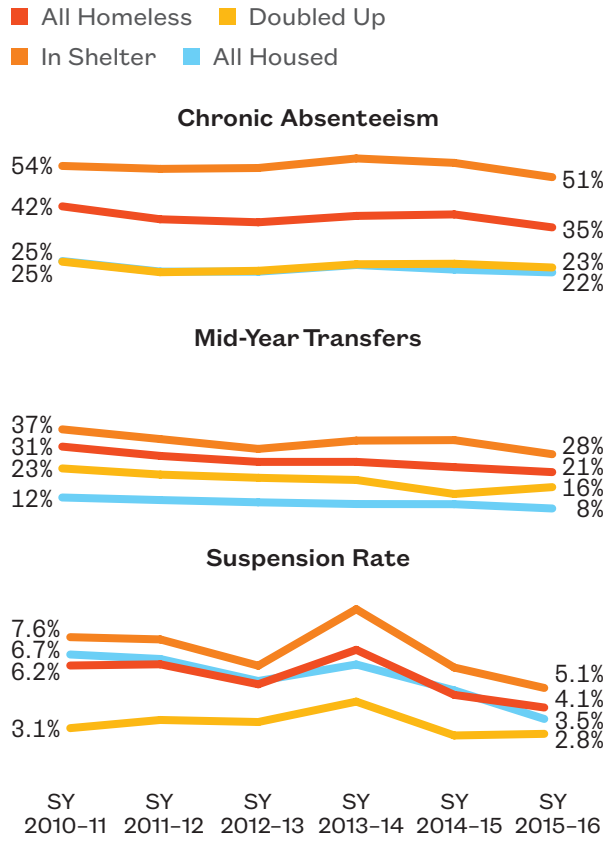


Where Homeless Students Sleep

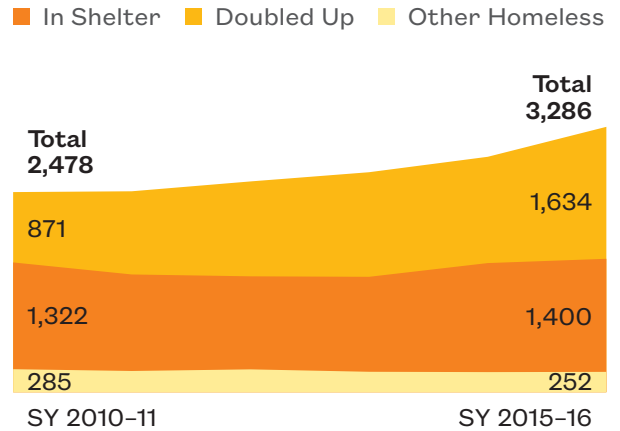


Notes: The number of shelter units in a school district and the number of students in shelter are not the same; students may attend schools in districts where they do not live, and each shelter unit can house more than one child. Some shelters are not included due to missing or incomplete address information. See User's Guide for further notes about the family shelters included in this publication. The number of homeless students represents where students attend school; homeless students may attend schools in districts where they do not live. Ratio of elementary students who will experience homelessness by fifth grade is an estimate based on trends over the last six years; due to growing student homelessness, this is likely an underestimate. Students who experienced homelessness in the last six years is the ratio of currently homeless and formerly homeless students to the total number of students in the district. Notes on educational outcomes are listed in each section. Percentages may not add to 100% due to rounding. Dotted lines and dashes indicate missing data or data that have been redacted due to accuracy or student privacy. "In Temporary Arrangement" refers to students who were homeless living in other temporary settings, not in shelter.

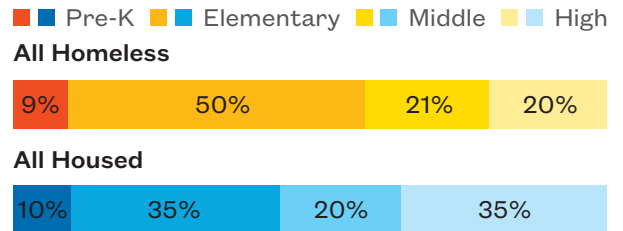
Changes in Educational Outcomes



Homeless Students in District 17 Public Schools



Homeless Students by Grade Level



School Year 2015-16

	All Homeless	Homeless, In Shelter	Homeless, Doubled Up	Housed, Free Lunch	Housed, No Free Lunch
Number of Students	3,286	1,400	1,634	16,354	5,417
% Pre-K	12%	4%	8%	52%	36%
% Elementary School	17%	7%	9%	66%	17%
% Middle School	13%	6%	6%	65%	22%
% High School	8%	3%	4%	69%	23%
% Hispanic	18%	8%	9%	65%	17%
% Black	12%	5%	6%	66%	22%
% White	7%	3%	3%	54%	39%
% Asian	8%	1%	6%	70%	22%
% Other	12%	6%	6%	58%	29%
Mid-Year Transfer Rate	21%	28%	16%	8%	7%
Chronic Absenteeism Rate	35%	51%	23%	22%	20%
Math Proficiency 3-8 Grade	19%	13%	22%	28%	30%
ELA Proficiency 3-8 Grade	23%	16%	28%	30%	36%
Received IEP Late	68%	-	-	49%	-
English Language Learner	13%	6%	19%	9%	10%
Suspension Rate	4.1%	5.1%	2.8%	3.7%	3.1%
	All Homeless	Homeless, In Shelter	Homeless, In Temporary Arrangement	Housed, Free Lunch	Housed, No Free Lunch
Dropout Rate	14%	11%	15%	6%	9%
Graduation Rate	52%	65%	42%	73%	72%


School District 17



Legend

Homelessness in New York City Public Schools, SY 2015-16

Percent of Students Homeless in Public Schools, SY 2015-16



Shelters

- Tier II Family Shelter
- Hotel Family Shelter
- Cluster Site Family Shelter
- Single Adult Shelter/Supportive SRO Housing
- Homebase: Homelessness Prevention

Community Resources

- Public Libraries
- NYC and NYS Job Center
- Adult and Continuing Education
- Financial Literacy Program
- Community School: DOE School and Family Supports
- Health Center and Immunization Facility
- Runaway and Homeless Youth Services

Affordable Housing

- Properties that opted out of affordability restrictions (2005-2016)
- Properties eligible to opt out of affordability restrictions (2017-2022)
- NYCHA Developments

0.4mi

-73.992 40.683 Degrees

