

# City School District 15 Brooklyn

Carroll Gardens, Park Slope, Sunset Park



Explore Student Homelessness by School in Your Neighborhood



bit.ly//

MapNYCHomelessStudents

## Key Findings

There are no family shelters located in the district, but more than 1,600 homeless students attend school in District 15, including 370 students living in shelter.

Students in shelter were chronically absent at roughly twice the rate of their doubled-up peers and nearly four times the rate of housed students.

**1 out of 13**

Elementary Students Experienced Homelessness by 5th Grade

**1 out of 13**

Pre-K-12 Students Experienced Homelessness in the Last Six Years

### Family Shelters

Including hotels and cluster sites

**0**

Shelter Units

**0**

Family Facilities

### Rank

By Highest Percent of Students Homeless

**12**

Out of 12 City School Districts in Brooklyn

**29**

Out of 32 Districts in New York City

## Educational Outcomes of Homeless Students

	SD15	NYC
Mid-Year Transfer Rate	15%	22%
Chronic Absenteeism Rate	29%	34%
Math Proficiency 3-8 Grade	29%	19%
ELA Proficiency 3-8 Grade	31%	21%
Received IEP Late	63%	54%
English Language Learner	29%	24%
Suspension Rate	3.1%	3.2%
Dropout Rate	18%	17%
Graduation Rate	54%	55%

## Student Homelessness and Poverty

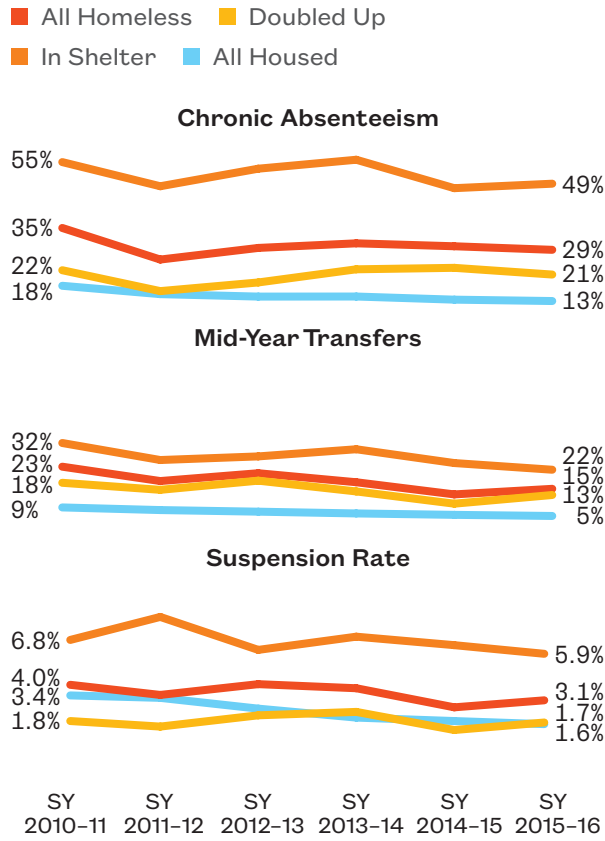
Homeless	5%
Formerly Homeless	3%
Housed, Free Lunch	48%
Housed, No Free Lunch	44%

## Where Homeless Students Sleep

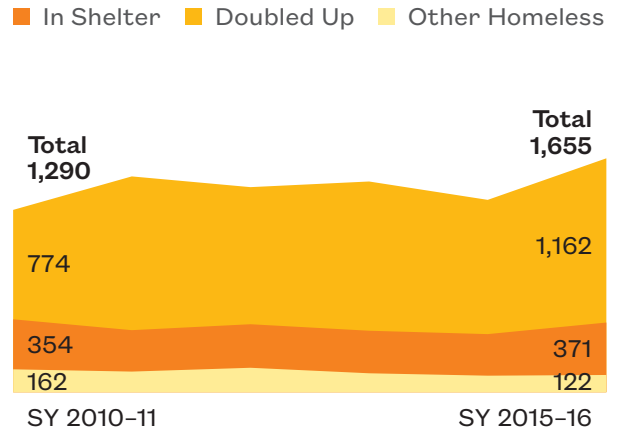
In Shelter	22%
Doubled Up	70%
Unsheltered	1%
Other	7%

Notes: The number of shelter units in a school district and the number of students in shelter are not the same; students may attend schools in districts where they do not live, and each shelter unit can house more than one child. Some shelters are not included due to missing or incomplete address information. See User's Guide for further notes about the family shelters included in this publication. The number of homeless students represents where students attend school; homeless students may attend schools in districts where they do not live. Ratio of elementary students who will experience homelessness by fifth grade is an estimate based on trends over the last six years; due to growing student homelessness, this is likely an underestimate. Students who experienced homelessness in the last six years is the ratio of currently homeless and formerly homeless students to the total number of students in the district. Notes on educational outcomes are listed in each section. Percentages may not add to 100% due to rounding. Dotted lines and dashes indicate missing data or data that have been redacted due to accuracy or student privacy. "In Temporary Arrangement" refers to students who were homeless living in other temporary settings, not in shelter.

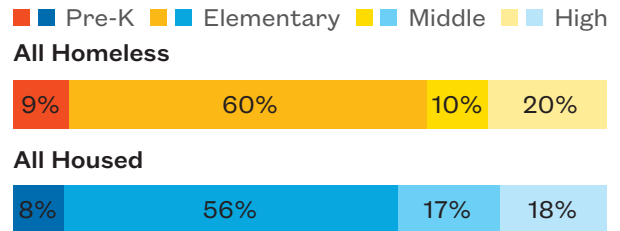
## Changes in Educational Outcomes



## Homeless Students in District 15 Public Schools



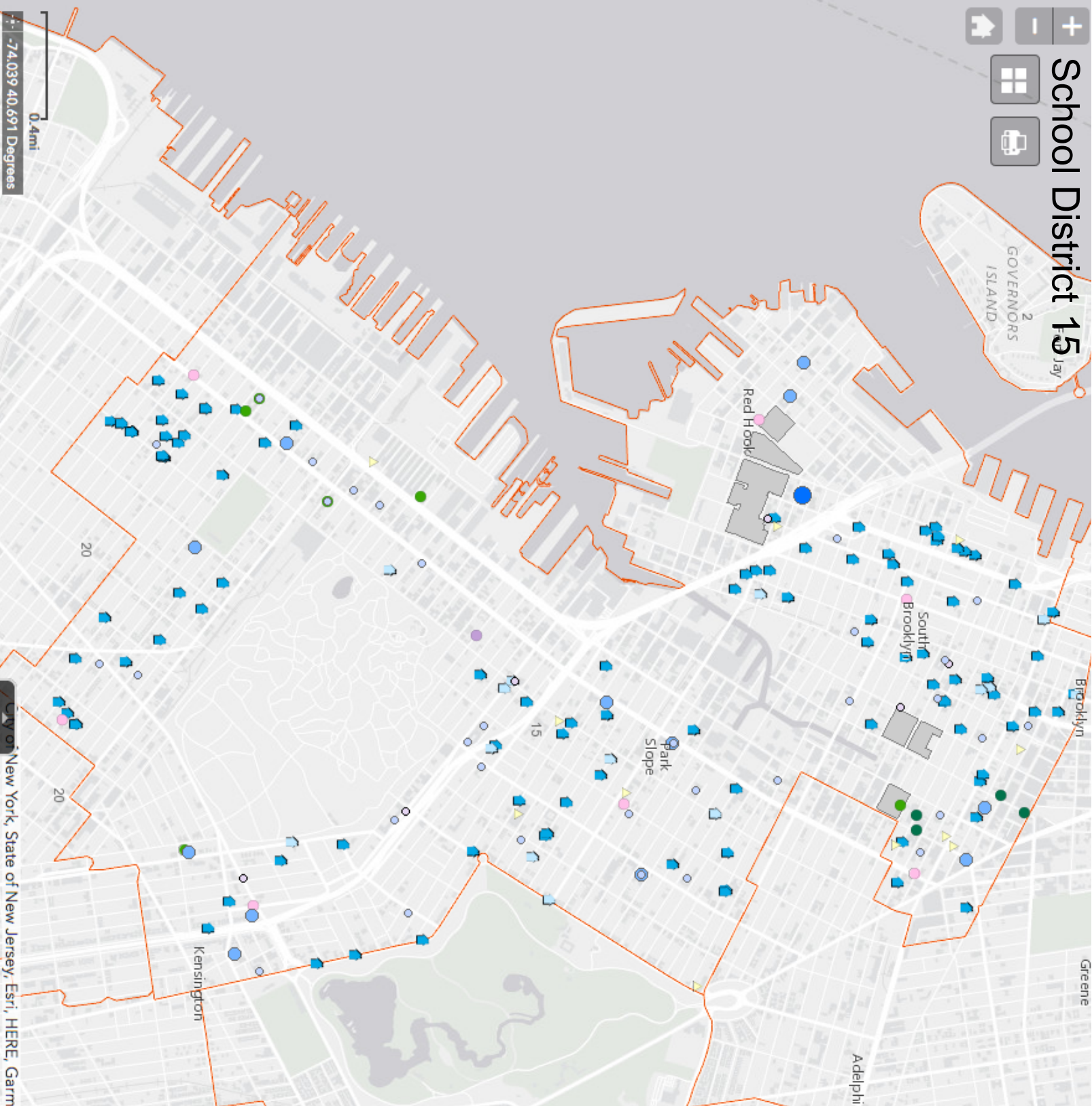
## Homeless Students by Grade Level



## School Year 2015-16

	All Homeless	Homeless, In Shelter	Homeless, Doubled Up	Housed, Free Lunch	Housed, No Free Lunch
Number of Students	1,655	371	1,162	16,589	14,839
% Pre-K	5%	1%	4%	41%	53%
% Elementary School	5%	1%	4%	44%	50%
% Middle School	3%	1%	2%	55%	42%
% High School	5%	2%	2%	68%	26%
% Hispanic	7%	1%	5%	70%	24%
% Black	7%	4%	3%	60%	33%
% White	1%	0%	1%	16%	83%
% Asian	6%	0%	5%	62%	32%
% Other	2%	0%	1%	17%	81%
Mid-Year Transfer Rate	15%	22%	13%	6%	5%
Chronic Absenteeism Rate	29%	49%	21%	18%	8%
Math Proficiency 3-8 Grade	29%	20%	32%	38%	70%
ELA Proficiency 3-8 Grade	31%	33%	31%	34%	72%
Received IEP Late	63%	-	-	48%	49%
English Language Learner	29%	10%	35%	23%	8%
Suspension Rate	3.1%	5.9%	1.7%	2.4%	0.7%
	All Homeless	Homeless, In Shelter	Homeless, In Temporary Arrangement	Housed, Free Lunch	Housed, No Free Lunch
Dropout Rate	18%	24%	13%	9%	1%
Graduation Rate	54%	46%	60%	69%	83%


# School District 15



## Legend

### Homelessness in New York City Public Schools, SY 2015-16

Percent of Students Homeless in Public Schools, SY 2015-16



### Shelters

- Tier II Family Shelter
- Hotel Family Shelter
- Cluster Site Family Shelter
- ▲ Single Adult Shelter/Supportive SRO Housing
- Homebase: Homelessness Prevention

### Community Resources

- Public Libraries
- NVC and NYS Job Center
- Adult and Continuing Education
- Financial Literacy Program
- Community School: DOE School and Family Supports
- Health Center and Immunization Facility
- Runaway and Homeless Youth Services

### Affordable Housing

- Properties that opted out of affordability restrictions (2005-2016)
- Properties eligible to opt out of affordability restrictions (2017-2022)
- NQCHA Developments