

# City School District 14 Brooklyn

Williamsburg, Greenpoint



Explore Student Homelessness by School in Your Neighborhood



bit.ly//

MapNYCHomelessStudents

## Key Findings

Homeless students in District 14 have the highest suspension rate in the city at 5.6%. This rate rises to 7.8% among homeless students living in shelter.

Homeless students score proficient on State math assessments at roughly one-third the rate of their housed, non-low-income peers. (16% and 43%) On English Language Arts assessments, homeless students score proficient at about half the rate of housed, non-low income students.

1 out of 8

Elementary Students Experienced Homelessness by 5th Grade

1 out of 8

Pre-K-12 Students Experienced Homelessness in the Last Six Years

### Family Shelters

Including hotels and cluster sites

58

Shelter Units

1

Family Facility

### Rank

By Highest Percent of Students Homeless

7

Out of 12 City School Districts in Brooklyn

17

Out of 32 Districts in New York City

## Educational Outcomes of Homeless Students

	SD14	NYC
Mid-Year Transfer Rate	21%	22%
Chronic Absenteeism Rate	38%	34%
Math Proficiency 3-8 Grade	16%	19%
ELA Proficiency 3-8 Grade	21%	21%
Received IEP Late	57%	54%
English Language Learner	19%	24%
Suspension Rate	5.6%	3.2%
Dropout Rate	16%	17%
Graduation Rate	65%	55%

## Student Homelessness and Poverty

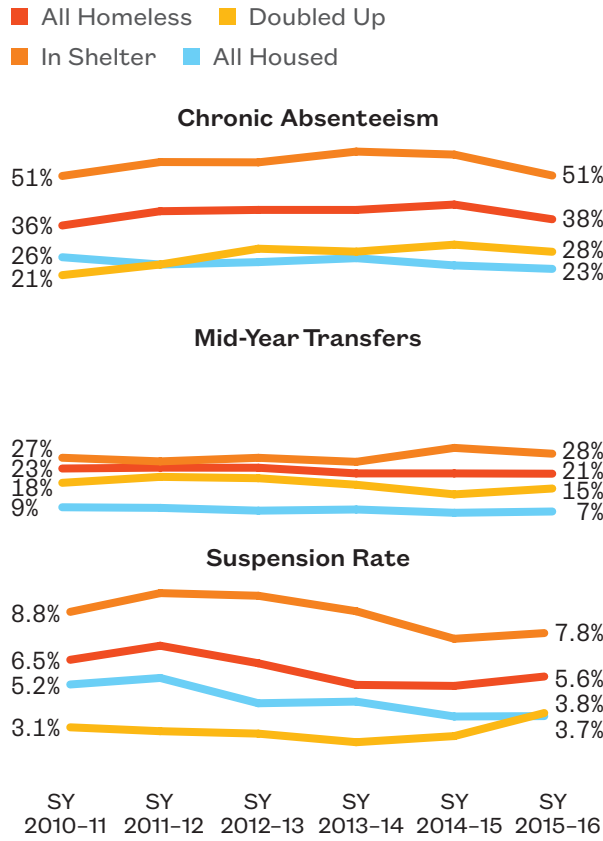
Homeless	9%
Formerly Homeless	4%
Housed, Free Lunch	57%
Housed, No Free Lunch	30%

## Where Homeless Students Sleep

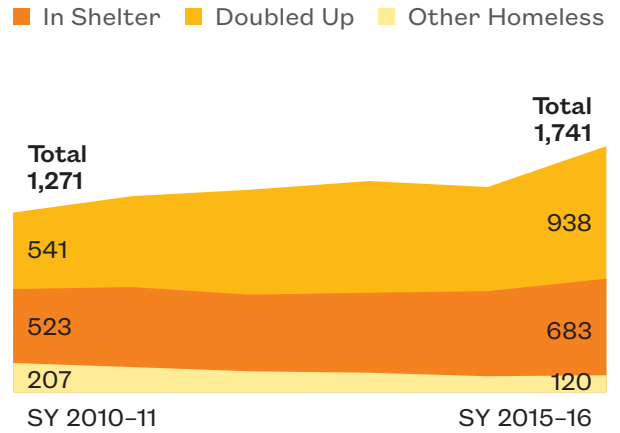
In Shelter	39%
Doubled Up	54%
Unsheltered	1%
Other	6%

Notes: The number of shelter units in a school district and the number of students in shelter are not the same; students may attend schools in districts where they do not live, and each shelter unit can house more than one child. Some shelters are not included due to missing or incomplete address information. See User's Guide for further notes about the family shelters included in this publication. The number of homeless students represents where students attend school; homeless students may attend schools in districts where they do not live. Ratio of elementary students who will experience homelessness by fifth grade is an estimate based on trends over the last six years; due to growing student homelessness, this is likely an underestimate. Students who experienced homelessness in the last six years is the ratio of currently homeless and formerly homeless students to the total number of students in the district. Notes on educational outcomes are listed in each section. Percentages may not add to 100% due to rounding. Dotted lines and dashes indicate missing data or data that have been redacted due to accuracy or student privacy. "In Temporary Arrangement" refers to students who were homeless living in other temporary settings, not in shelter.

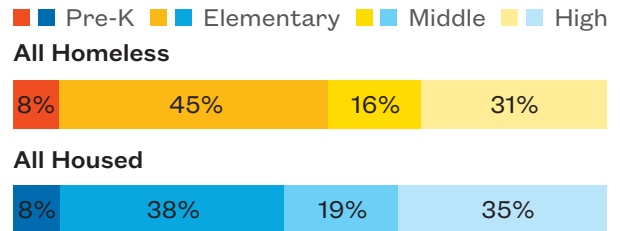
## Changes in Educational Outcomes



## Homeless Students in District 14 Public Schools



## Homeless Students by Grade Level



## School Year 2015-16

	All Homeless	Homeless, In Shelter	Homeless, Doubled Up	Housed, Free Lunch	Housed, No Free Lunch
Number of Students	1,741	683	938	12,198	6,291
% Pre-K	8%	2%	6%	48%	44%
% Elementary School	10%	4%	6%	55%	35%
% Middle School	7%	3%	4%	58%	34%
% High School	8%	3%	3%	70%	23%
% Hispanic	9%	3%	6%	66%	24%
% Black	12%	7%	4%	65%	23%
% White	1%	1%	0%	31%	68%
% Asian	3%	1%	3%	56%	41%
% Other	7%	3%	4%	40%	53%
Mid-Year Transfer Rate	21%	28%	15%	8%	6%
Chronic Absenteeism Rate	38%	51%	28%	26%	16%
Math Proficiency 3-8 Grade	16%	15%	15%	23%	43%
ELA Proficiency 3-8 Grade	21%	17%	23%	27%	48%
Received IEP Late	57%	-	-	46%	44%
English Language Learner	19%	10%	26%	11%	9%
Suspension Rate	5.6%	7.8%	3.8%	4.5%	2.2%
	All Homeless	Homeless, In Shelter	Homeless, In Temporary Arrangement	Housed, Free Lunch	Housed, No Free Lunch
Dropout Rate	16%	14%	17%	8%	6%
Graduation Rate	65%	70%	61%	77%	87%


# School District 14



Legend

## Homelessness in New York City Public Schools, SY 2015-16

Percent of Students Homeless in Public Schools, SY 2015-16

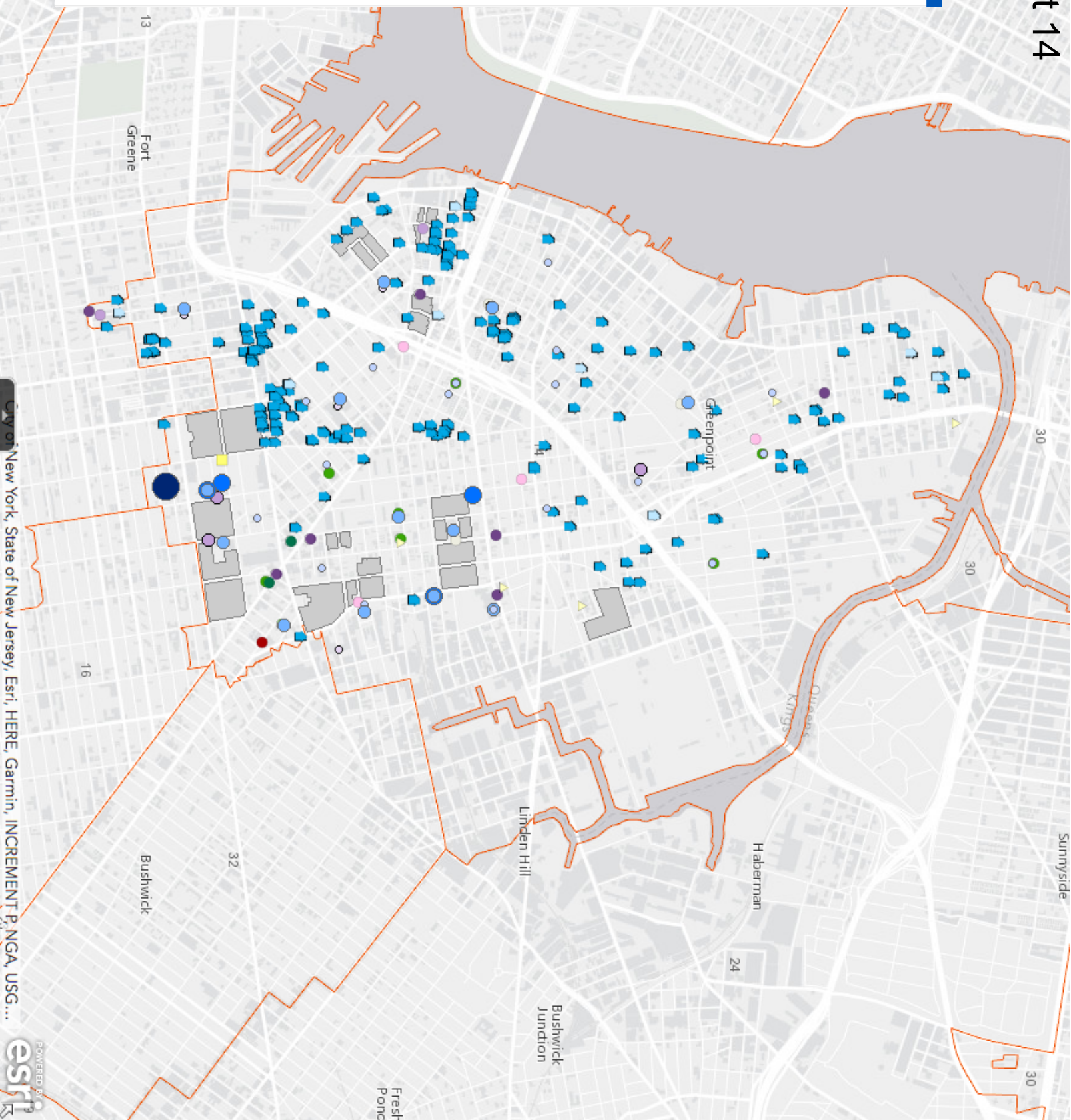


### Shelters

- Trer II Family Shelter
- Hotel Family Shelter
- Cluster Site Family Shelter
- Single Adult Shelter/Supportive SRO Housing
- Homebase: Homelessness Prevention

### Community Resources

- Public Libraries
  - NYC and NYS Job Center
  - Adult and Continuing Education
  - Financial Literacy Program
  - Community School: DOE School and Family Supports
  - Health Center and Immunization Facility
  - Runaway and Homeless Youth Services
- Affordable Housing**
- Properties that opted out of affordability restrictions (2005-2016)
  - Properties eligible to opt out of affordability restrictions (2017-2022)
  - NYCHA Developments



0.4mi  
-73.998 40.729 Degrees

City of New York, State of New Jersey, Esri, HERE, Garmin, INCREMENT P, NGA, USG...

