

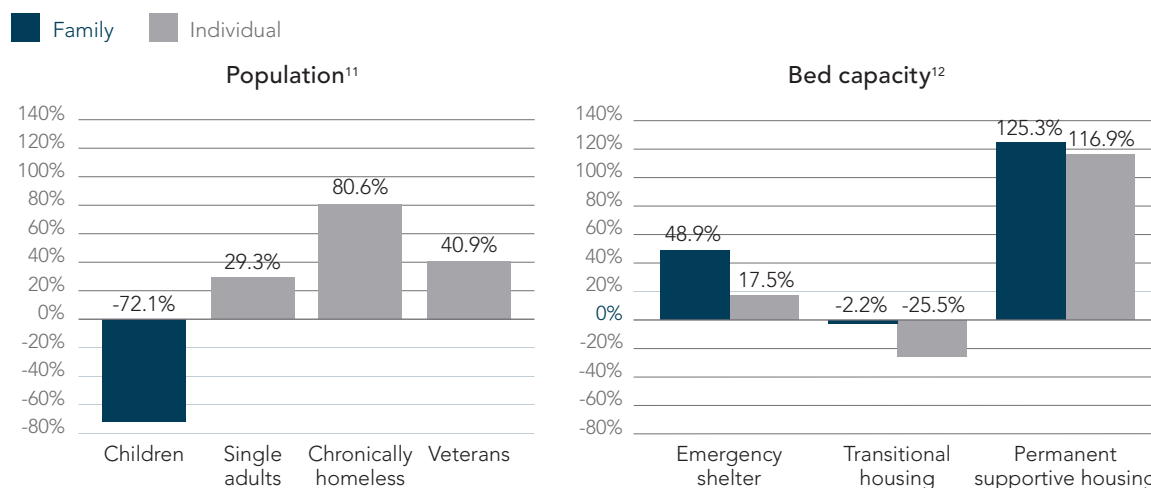
State Ranking Indicators		U.S.	LA	Rank
Education Indicators				
Percentage of children in Early Head Start and Head Start who are homeless ¹		4.6%	2.1%	48
Homeless children as a percentage of poor children in pre-K ²		3.9%	3.9%	14
Homeless children as a percentage of extremely poor children in grades K-12 ³		27.1%	21.4%	29
Number of school-aged children living doubled up for every school-aged child in shelter ⁴		4.9	13.0	3
Percentage of unaccompanied homeless FAFSA applicants assisted by a homeless program ⁵		47.3%	48.7%	29
Policy Indicators				
Affordable and available rental units per 100 extremely low-income households ⁶		31	33	28
Minimum wage as a percentage of the wage needed to afford a two-bedroom apartment ⁷		38.6%	47.5%	28
State policies that reduce homeless families' barriers to accessing child care ⁸		7	1	45
State laws that protect survivors of domestic and sexual violence from housing discrimination ⁹		16	3	23
State policies that reduce homeless families' risk for food insecurity ¹⁰		3	0.8	39

State rankings

At no. 30, Louisiana ranked high on identifying homeless children living doubled up but near the bottom for enrolling homeless children in Head Start.

Near the bottom of the State Policy Ranking, Louisiana has only one of the identified policies to promote child care access and limited policies to address food insecurity.

Change in Population and Bed Capacity from 2007 to 2013 (by target population)

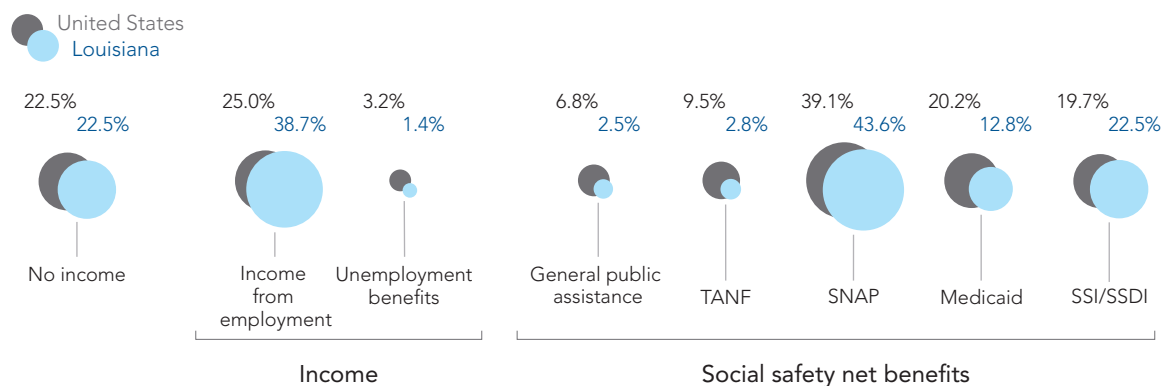


Need and capacity

Between 2007 and 2013, the number of homeless single adults, chronically homeless people, and veterans increased while the number of homeless children decreased.

During the same time period, the state increased its inventory of both emergency shelter and permanent supportive housing beds but decreased transitional housing beds for both individuals and families.

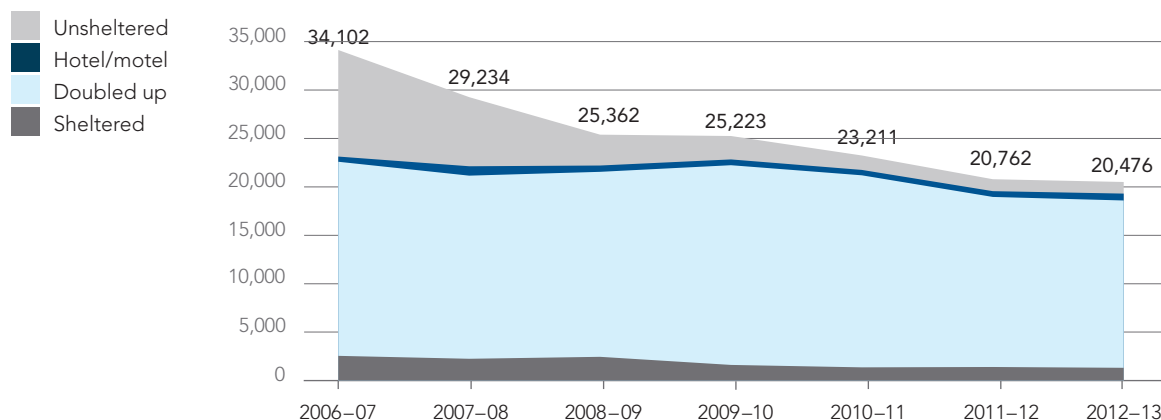
Sources of Income and Benefits for Adults Exiting Homelessness Programs in 2011¹³



Income and benefits

In 2011, over one-fifth (22.5%) of adults exited programs serving homeless households without any income or social safety net benefits, and a relatively high percent (38.7%) were employed.

Number of Homeless Students (by living arrangement and school year)¹⁴



Students

Louisiana is the only state that experienced a significant decrease (-40%) in the number of homeless students between the 2006-07 and 2012-13 school years, mainly due to the 89% drop in the number of unsheltered students.